

1929

When writing
ALWAYS quote your Car Number



List of
SPARE
PARTS

PUBLICATION . . . 670

PRICE 2/6

THE
AUSTIN MOTOR CO. LTD.
LONGBRIDGE :: BIRMINGHAM

INDEX

(Fifteenth Edition).

This List applies to any car number from A7-1600 onwards.

	Page		Page
Accumulator	25	Lamps	27
Axle, front	37	Magneto	5
Axle, rear	47	Oil Indicator	25
Battery	25	Oil Pump	5
Brake, foot	45	Pedal Control	45
Brake, hand	35	Petrol Tank	19
Cables	15	Pistons	11
Camshaft	7	Propeller Shaft	51
Carburetter	21	Radiator	15
Cardan Shaft	51	Radius Arms	43
Change Speed	29	Rear Axle	47
Clutch	33	Road Springs	53
Connecting Rod	11	Shock Absorbers	57
Control Gear	23	Silencer	21
Crankcase	1	Speedometer	29
Crankshaft	7	Springs and Shackles	53
Cylinder	9	Starter, electric	31
Differential	47	Starting Handle	13
Dynamo	25	Steering Box & Column	39
Electric Starter	27	Steering Rods or Tubes	43
Exhaust	21	Sump	3
Fan	13	Switchboard	25
Flywheel	33	Tappets	11
Foot Control	45	Tool Kit	55
Frame	53	Torque Tube	51
Front Axle	37	Track Rod	49
Gear Box	24	Universal Joints	51
Hand Brake	35	Valves	11
Horns	27	Wiring	15 and 17
Ignition	5		
Induction Pipe	21		

AUSTIN MOTOR Co., Ltd., Longbridge, BIRMINGHAM.

Telephone, Cent. 4140. Priority, 2101-2110.

Telegrams, "Speedily, Northfield."

LONDON:

479-483, Oxford Street, W.1. (near Marble Arch).

Telephone, Mayfair 6230. Telegrams, "Austinette."

Code: Bentley's.

For prices of the parts given in this List, refer to the "Austin Seven Price List of Spare Parts."

Jan. 1929.

Publication 670.

Manufacturers' Warranty

THE goods manufactured by the Company, shall be accepted by the purchaser subject to the following express warranty, which excludes all warranties, conditions and liabilities whatsoever whether statutory or otherwise, which might exist against the Company but for this provision, viz. :—In the event of any defect being disclosed in any part or parts of the goods and if the part or parts alleged to be defective are returned to the Company's works, carriage paid, within ninety days after delivery, the Company undertakes to examine same, and should any fault, due to defective material or workmanship, be found on examination by the Company, it will repair the defective part or supply, free of charge, a new part in place thereof.

The Company's responsibility is limited to the terms of this guarantee, and it shall not be answerable for any contingent or resulting liability, or loss arising through any defects. This guarantee does not relate to defects caused by motor racing, wear and tear, misuse or neglect, or to the defects in any goods which have been altered after leaving the Company's works, or which have been let out on hire, or the identification numbers or marks on which have been altered or removed. The Company accepts no responsibility for tyres, speedometers or the electrical equipment or other goods (including coachwork) not of its own manufacture.

The Austin Motor Co., Ltd., issues no warranty of the goods except as stated herein, but desires and expects that customers shall make a thorough examination before purchasing. This warranty is limited to the despatch to the purchaser without charge except for transportation, of the part or parts, whether new or repaired, in exchange for those acknowledged by the Company to be defective.

The purchaser shall send to the Company's works, such part or parts as are alleged or claimed to be defective promptly on the discovery of the claimed defect. Transportation is to be prepaid by the purchaser, and said part or parts to be properly packed for transit and clearly marked for identification with the name and full address of the owner, and with the number of the vehicle from which the said part or parts were taken

The purchaser shall post to the Company at its works on or before despatch of such part or parts alleged to be defective, a full and complete description of the claim and the reasons therefore

The judgment of the Austin Motor Co., Ltd., in all cases of claims shall be final and conclusive, and purchaser agrees to accept its decision on all questions as to defects and to the exchange of part or parts. After the expiration of six days from the despatch of notification of the Company's decision, the part or parts submitted may be scrapped or returned carriage forward by the Company.

** See special Note re Articles of Equipment and Accessories at end of book.

TERMS OF BUSINESS

All Austin Agents carry stocks of Replacements, and applications for Spares should be made to them. Correspondence with the Company relating to Spare Parts, Accessories, and Replacements should be addressed to the Service Department.

Quotations obtained from the Company hold good for 14 days from the date thereof, when they are automatically cancelled, and fresh quotations must be applied for.

Cash with order, unless purchaser already has an account with the Company or is able to furnish approved references.

Bearing in mind alterations due to improvements, the Company in no way holds itself liable or responsible as to alterations in details in respect to orders.

The Company retains the right of making alterations to this list without notice, should it be deemed necessary.

Delivery on any specified date is not guaranteed.

TELEGRAPH AND TELEPHONE ORDERS.

To protect itself against fraud, it is compelled to decline to deliver goods ordered by telegram or telephone to the address of any persons unknown to it, unless covered by telegraphic remittance.

DAMAGE IN TRANSIT.

It does not hold itself responsible for goods lost or damaged in transit. All packages, upon receipt, should be signed for as "unexamined," and in the event of loss or damage to the contents, claim made upon the carriers without delay.

PACKING.

Packing and cases, when necessary, are charged for.

CHARGES FOR REPAIRS.

Owners are reminded that repairs to the "Austin Seven" are covered by a standard schedule of charges, to which Austin service depots and agents work.

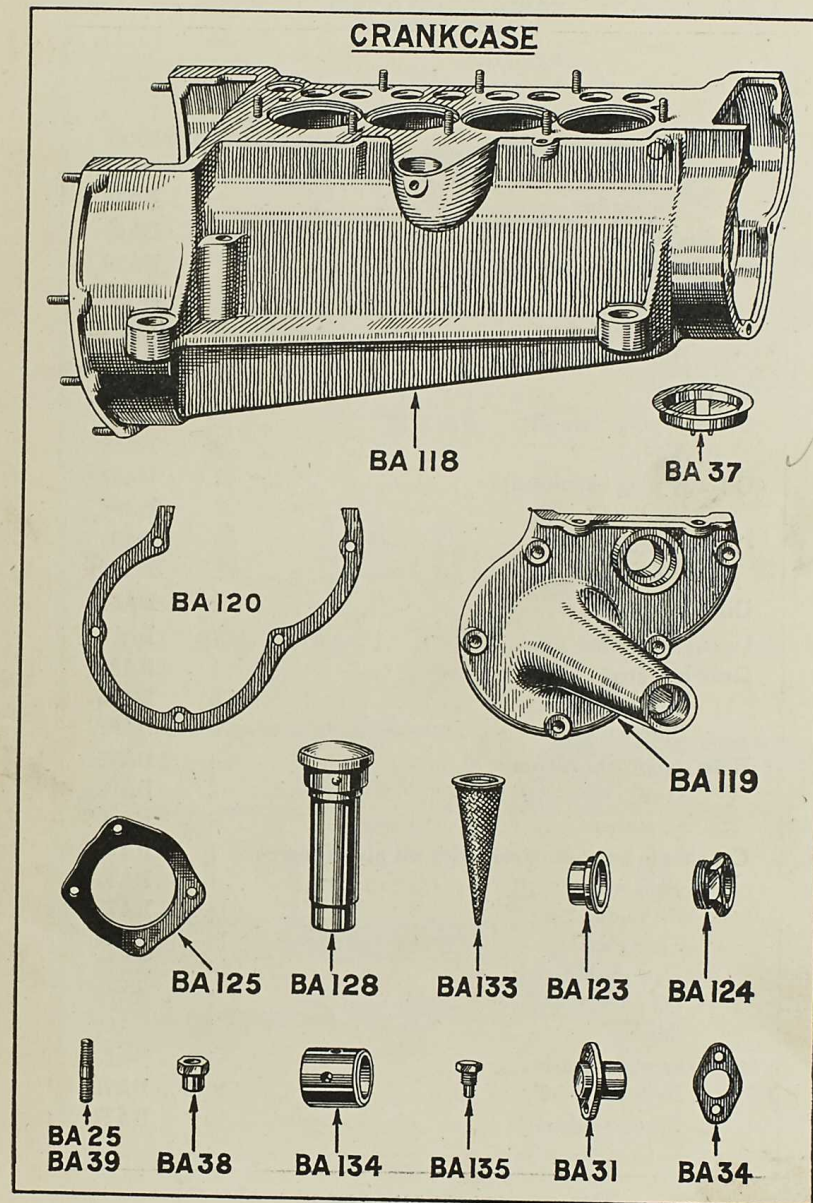
Full use should be made of this facility, which enables the cost of any repair to be estimated before it has been effected.

CRANKCASE

DESCRIPTION	Number per Car	Reference Number
Crankcase, including BA25, 39, 54 to 61 and 65	1	BA118
Oil baffles	4	BA37
Front cover	1	BA119
Joint washer	1	BA120
Set screws	5	BA121
Spring washers	5	BA122
Oil thrower	1	BA123
Starting handle shaft bush	1	BA124
Plate for front bearing housing	1	BA125
Set screws	4	BA126
Lockwashers	2	BA127
Cylinder foot studs	7	BA25
Cylinder foot stud	1	BA39
Plain nuts	5	BA26
Barrel nuts	3	BA38
Spring washers	8	BA27
Oil filler tube, including BA129 and 130	1	BA128
Body	1	BA129
Cap	1	BA130
Set screw	1	BA131
Spring washer	1	BA132
Oil filler strainer	1	BA133
Camshaft front bearing	1	BA134
Set screw	1	BA135
Washer for set screw	1	BA136
Camshaft rear bearing	1	BA31
Set screws	2	BA32
Spring washers	2	BA33
Joint washer	1	BA34

When ordering parts quote your car number.

CRANKCASE

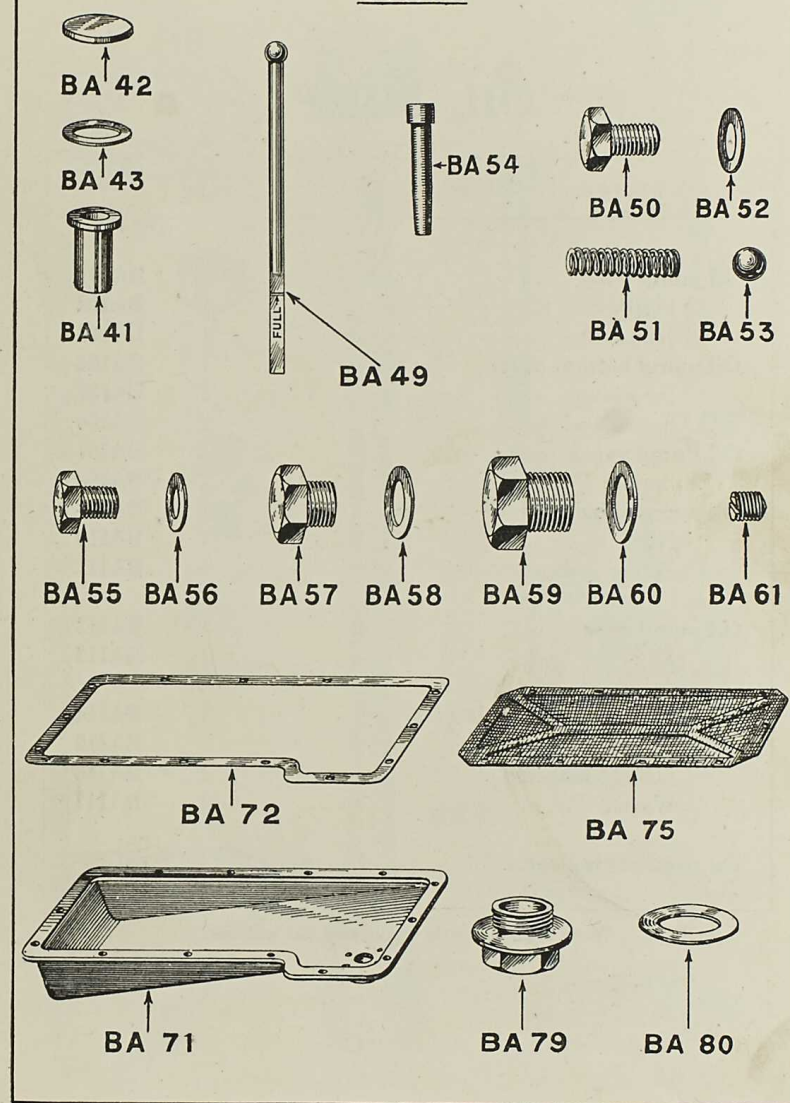


CRANKCASE, contd.

DESCRIPTION	Number per Car	Reference Number
Oil pump spindle bush	1	BA41
Cover	1	BA42
Joint washer	1	BA43
Oil dipper rod	1	BA49
Oil release adjusting screw	1	BA50
Spring	1	BA51
Valve washer	1	BA52
Ball	1	BA53
Oil jets.	2	BA54
Oil-way plugs (small)	2	BA55
Washers	2	BA56
Oil-way plug (medium)	1	BA57
Washer	1	BA58
Oil-way plugs (large)	2	BA59
Washers	2	BA60
Oil-way screws	2	BA61
Gear box studs	7	BA65
Gear box stud	1	BA82
Nuts	8	BA66
Spring washers	8	BA67
Bolts, engine to frame	4	BA68
Nuts	2	BA69
Spring washers	4	BA70
Crankcase bottom cover, with oil plug flange	1	BA71
Joint washer	1	BA72
Set screws	14	BA73
Spring washers	14	BA74
Oval washers	14	BA78
Oil plug	1	BA79
Washer	1	BA80
Oil tray with gauze	1	BA75
Set screws	10	BA76
Spring washers	10	BA77

When ordering parts quote your car number.

**CRANKCASE
CONTD.**

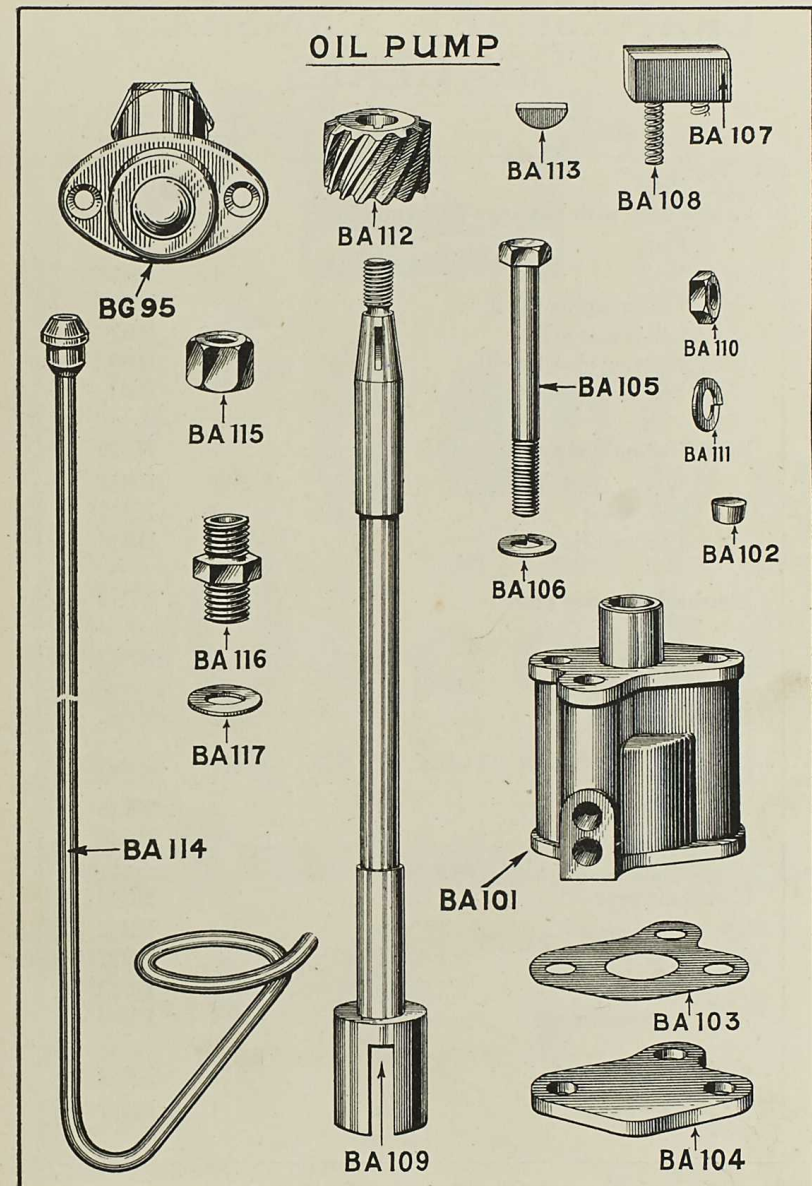


OIL PUMP

DESCRIPTION	Number per Car	Reference Number
Oil pump body	1	BA101
Plugs	2	BA102
Joint washer	1	BA103
Oil pump bottom cover	1	BA104
Set screws	2	BA105
Spring washers	2	BA106
Oil Pump vanes	2	BA107
Springs	2	BA108
Oil pump spindle	1	BA109
Nut	1	BA110
Spring washer	1	BA111
Oil pump gear	1	BA112
Key	1	BA113
Oil gauge pipe and nipple	1	BA114
Nut	1	BA115
Union (crankcase)	1	BA116
Washer	1	BA117
Oil pressure indicator	1	BG95

When ordering parts quote your car number.

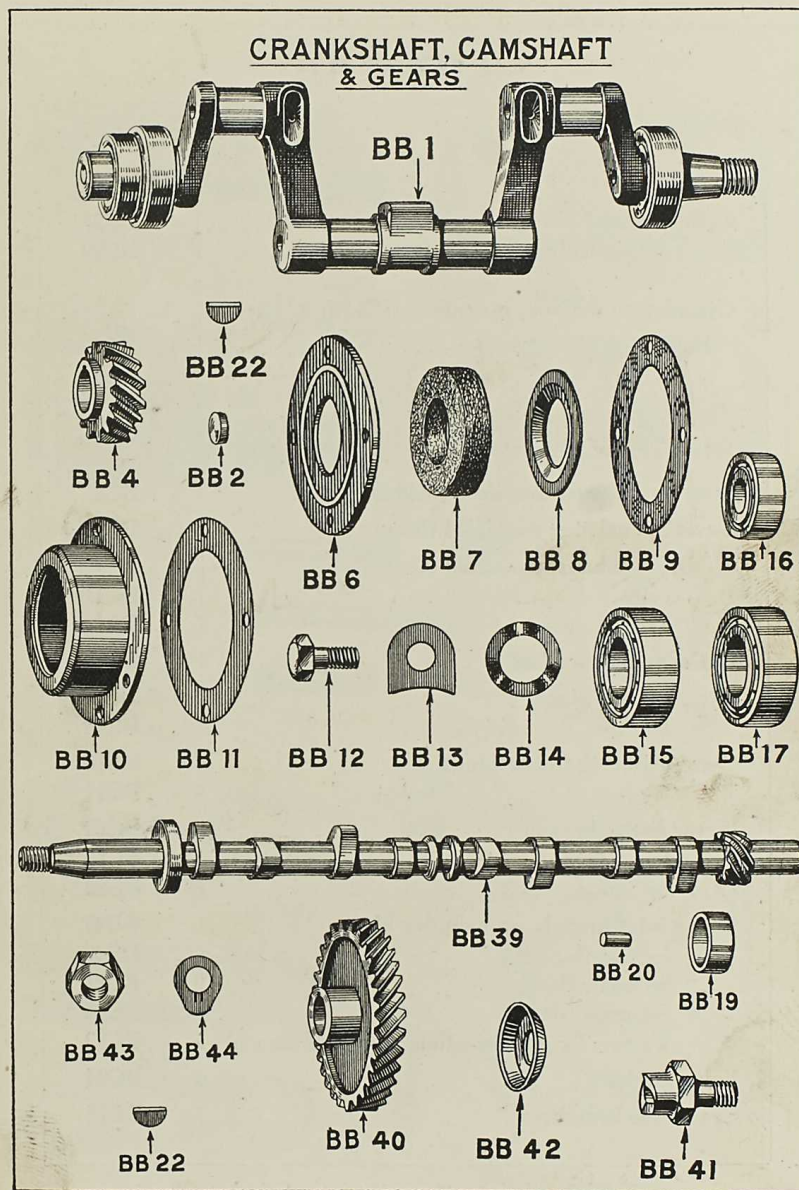
OIL PUMP



CRANKSHAFT, CAMSHAFT, and GEARS

DESCRIPTION	Number per Car	Reference Number
Crankshaft, with bearings BB15 and 17 ...	1	BB1
Plugs ...	6	BB2
Key ...	1	BB22
Felt ring plate (rear) ...	1	BB6
Felt ring (rear) ...	1	BB7
Felt ring plate (small) ...	1	BB8
Felt plate washer ...	1	BB9
Rear bearing housing ...	1	BB10
Washer (paper) ...	1	BB11
Set screws ...	4	BB12
Lockwashers ...	4	BB13
Flywheel distance piece ...	1	BB14
Ball bearing ...	1	BB15
Roller bearings ...	2	BB17
Camshaft ...	1	BB39
Roller race ...	1	BB19
Rollers ...	9	BB20
Camshaft gear ...	1	BB40
Oil thrower ...	1	BB42
Key ...	1	BB22
Nut ...	1	BB43
Lockwasher ...	1	BB44
Starting nut ...	1	BB41
Lockwasher ...	1	BB37

When ordering parts quote your car number.

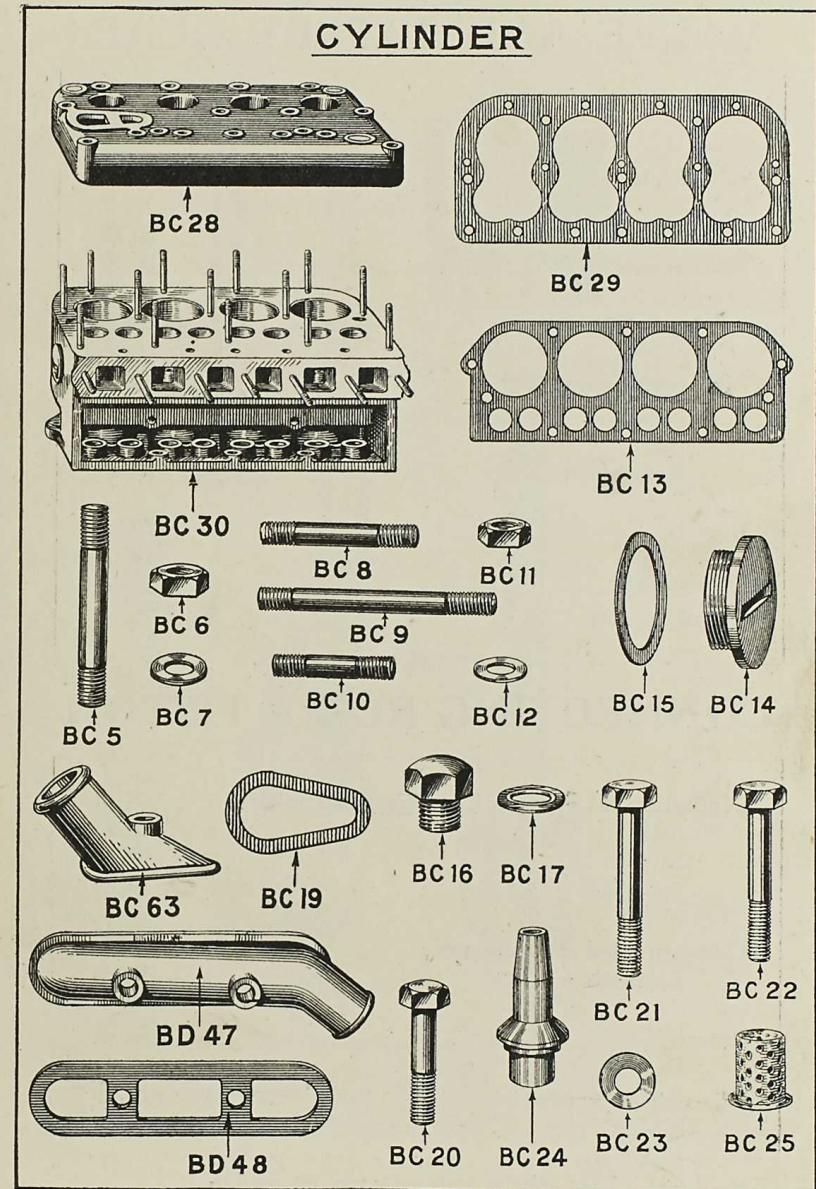


CYLINDER

DESCRIPTION	Number per Car	Reference Number
Cylinder head	1	BC28
Joint washer	1	BC29
Cylinder monobloc, including BC5, 8, 9, 10, 14, 15 and 24	1	BC30
Studs	14	BC5
Nuts	14	BC6
Washers	14	BC7
Stud for exhaust manifold (middle)	1	BC8
Studs for exhaust manifold (long)	4	BC9
Studs for exhaust manifold (short)	2	BC10
Nuts	7	BC11
Plain washers	7	BC12
Cylinder foot washer	1	BC13
Cylinder end plugs	2	BC14
Washers	2	BC15
Combustion chamber plugs	4	BC16
Washers	4	BC17
Water outlet branch	1	BC63
Joint washer	1	BC19
Set screw	1	BC20
Water inlet branch, on cylinder block	1	BD47
Joint washer	1	DB48
Set screw (long)	1	BC21
Set screw (short)	1	BC22
Washers for set screws (inlet and outlet branch)	3	BC23
Valve guides	8	BC24
Crankcase breathers	2	BC25

When ordering parts quote your car number.

CYLINDER



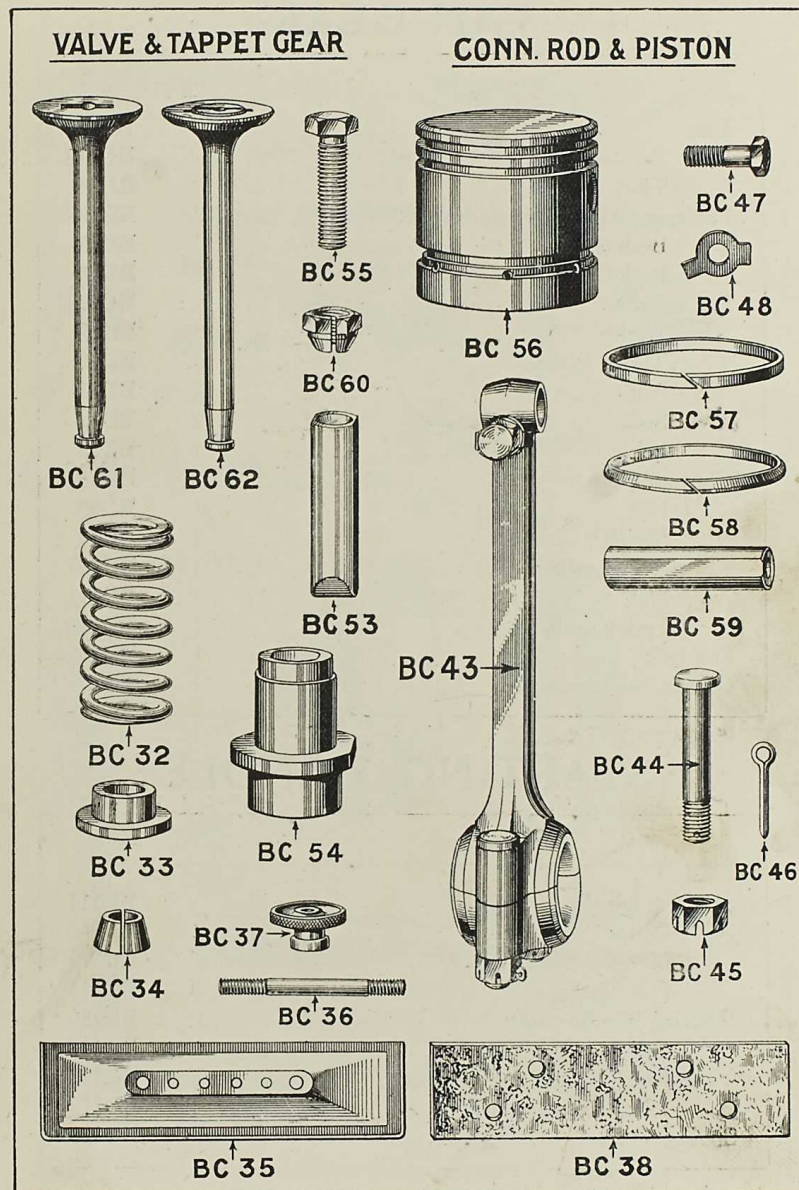
VALVE AND TAPPET GEAR

DESCRIPTION	Number per Car	Reference Number
Valves (inlet)	4	BC61
Valves (exhaust)	4	BC62
Springs	8	BC32
Cups	8	BC33
Split Cotters	8 pairs	BC34
Valve spring cover	1	BC35
Studs	2	BC36
Nuts	2	BC37
Washer (cork)	1	BC38
Tappets	8	BC53
Guides	8	BC54
Screws	8	BC55
Lock nuts	8	BC60

CONNECTING ROD & PISTON

Connecting rod with cap, including BC44, to 48	4	BC43
Bolts	8	BC44
Nuts	8	BC45
Split pins	8	BC46
Connecting rod clamping pins	4	BC47
Lockwashers	4	BC48
Pistons	4	BC56
Rings	8	BC57
Scraper rings	4	BC58
Gudgeon pins	4	BC59

When ordering parts quote your car number.



FAN GEAR

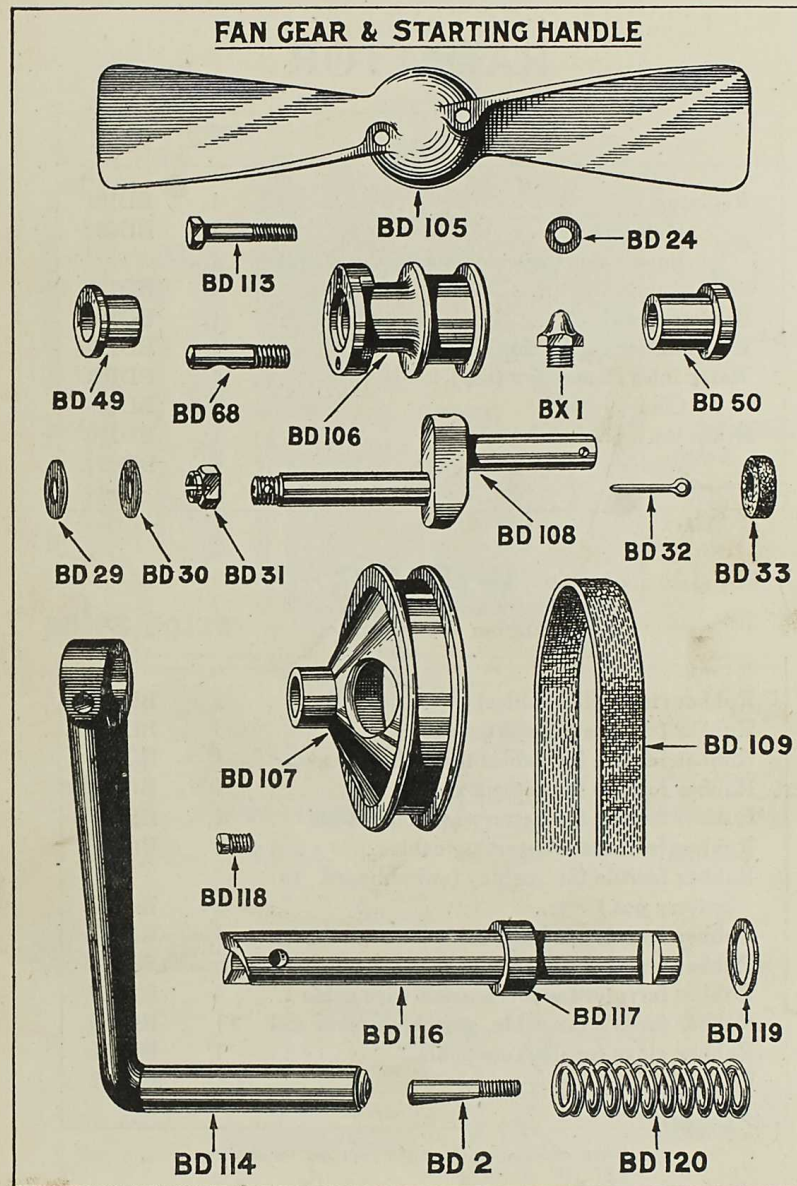
DESCRIPTION	Number per Car	Reference Number
Fan	1	BD105
Set screws	2	BD113
Fibre washers	2	BD24
Fan spindle pulley, including BD49 and 50 ...	1	BD106
Bush (short)	1	BD49
Bush (long)	1	BD50
Fan spindle	1	BD108
Washer	1	BD30
Thrust washer	1	BD29
Nut	1	BD31
Split pins	2	BD32
Felt ring	1	BD33
Clamping pin	1	BD68
Nut	1	BD69
Spring washer	1	BD70
Fan driving pulley	1	BD107
Nut	1	BD111
Spring washer	1	BD112
Fan belt	1	BD109
Grease gun nipple	1	BX1

STARTING HANDLE

DESCRIPTION	Number per Car	Reference Number
Starting handle	1	BD114
Cotter	1	BD2
Nut	1	BD3
Plain washer	1	BD115
Starting handle shaft	1	BD116
Collar	1	BD117
Peg	1	BD118
Joint washer (leather)	1	BD119
Spring	1	BD120

When ordering parts quote your car number.

FAN GEAR & STARTING HANDLE



RADIATOR


DESCRIPTION	Number per Car	Reference Number
Radiator	1	BD101
Radiator cap	1	BD40
Rubber ring (between filler body and cowl tin)	1	BD121
Radiator cowl	1	BD102
Water outlet connection (bottom)	1	BD122
Water inlet connection (top)	1	BD103
Clips	4	BD44
Drain tap	1	BD100
Washer	1	BD46

WIRING

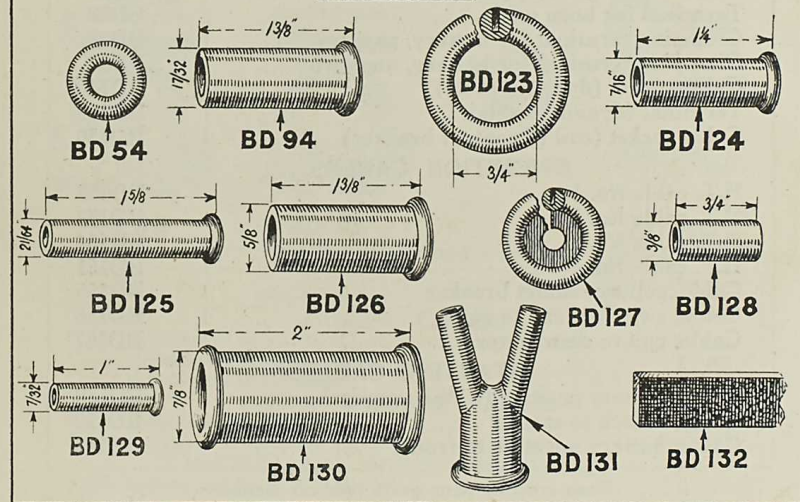
Rubber Ferrules, etc.

Rubber rings (H.T. cables)	2	BD54
Rubber ferrules for starter cable	3	BD94
Rubber ferrule for cables through dash	1	BD123
Rubber ferrule for cut-out cable	1	BD124
Rubber ferrule for battery and feed cable	1	BD125
Rubber ferrules for starting cables...	4	BD126
Rubber ferrule for cable (switchboard to battery pos.)	1	BD127
Rubber ferrule for horn cable through dash	1	BD127
Rubber ferrules for horn wires	3	BD128
Rubber ferrules for low tension wire cable	4	BD129
Rubber ferrule for cable, switchboard to coil	1	BD130
Rubber glove for dynamo cable	1	BD131
Felt strip for lighting cables	1	BD132

When ordering parts quote your car number.



WIRING

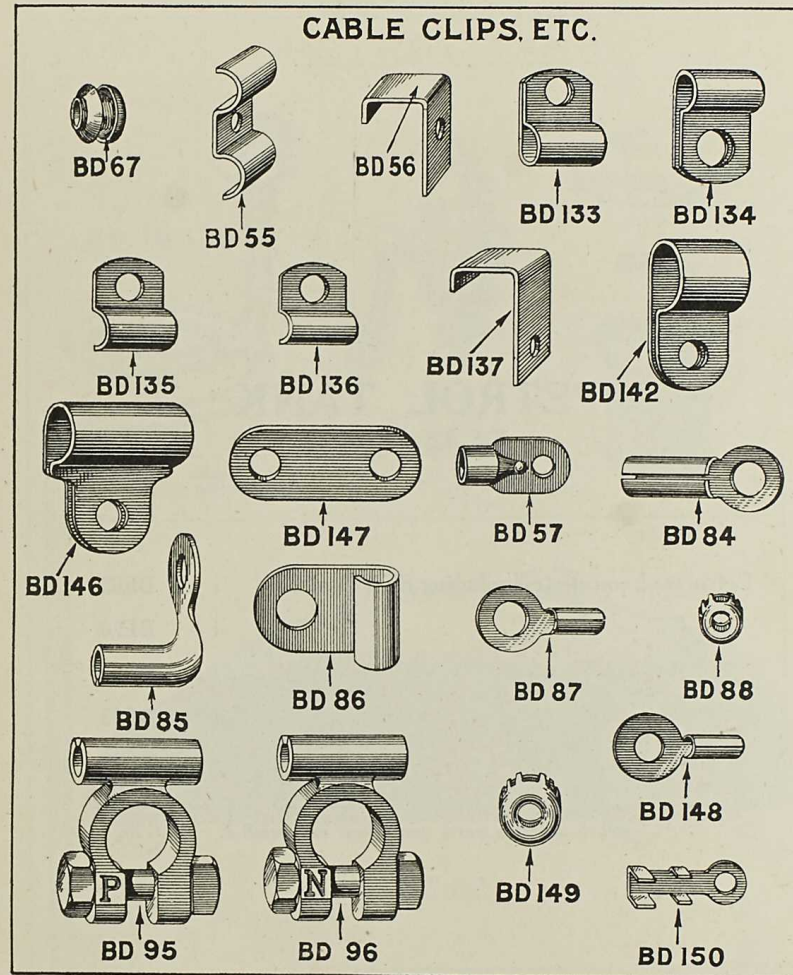


WIRING, contd.

DESCRIPTION	Number per Car	Reference Number
Cable bush and nut	3	BD67
Clips, on flitch plate	3	BD55
Clips, on door front pillar (Touring model)	2	BD56
Clips, bottom (head lamp cables)	2	BD133
Clips, top (head lamp cables)	2	BD134
Clips	3	BD135
Clips (battery and tail lamp cables) metal saloon only	2	BD136
Clips (battery and tail lamp cables) fabric saloon only	2	BD137
Screw for clips (fabric saloon only)	2	BD138
Bolt (battery earth clip)	1	BD139
Nut	1	BD140
Spring washer	1	BD141
Clip for starter cables	1	BD142
Bolt	1	BD143
Nut	1	BD144
Spring washer	1	BD145
Insulating shield for clip (red fibre)	1	BD146
Clips (horn cable from steering column to toe board and cut-out)	2	BD147
Chater Lea terminals for H.T. cables	4	BD57
Cable socket (switch to starter cable)	2	BD84
Cable socket (battery to starter switch cable)	1	BD85
Cable socket (battery neg. to earth cable)	1	BD86
Cable socket (battery pos. feed cable)	1	BD87
Terminal for horn cable	2	BD88
Clamping terminal for battery, positive	1	BD95
Clamping terminal for battery, negative	1	BD96
Cable socket (dynamo cable)	1	BD148
Terminal (dynamo cable)	1	BD149
Cable socket (coil to contact breaker)	1	BD150
IGNITION CABLES.		
H.T. cable No. 1	1	BD152
H.T. cable No. 2	1	BD153
H.T. cable No. 3	1	BD154
H.T. cable No. 4	1	BD151
Cable, coil to contact breaker	1	BD155
Cable, switch board to coil	1	BD156
Cable, coil to distributor	1	BD157
STARTING CABLES.		
Cable, battery positive to starter switch	1	BD158
Cable, switch to starter	1	BD159
Cable, battery negative to frame	1	BD160

When ordering parts quote your car number.

CABLE CLIPS, ETC.



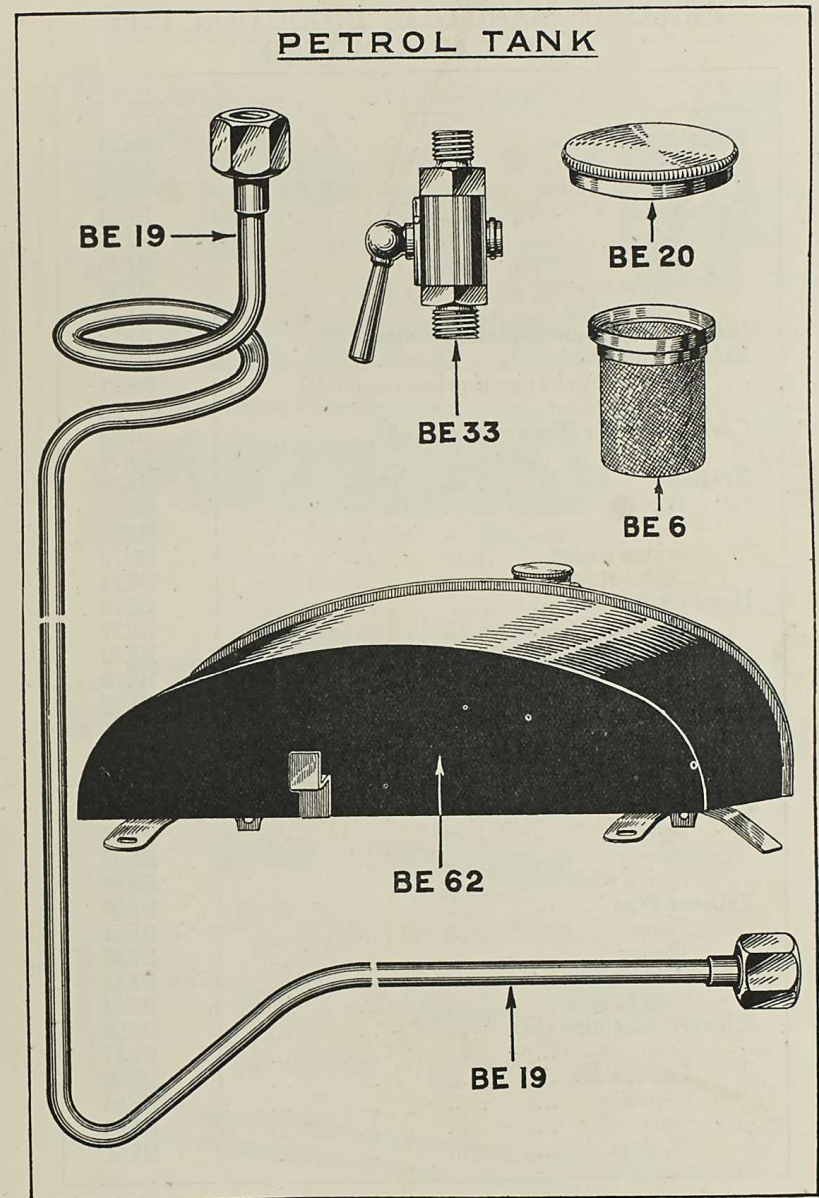
DESCRIPTION	Number per Car	Reference Number
LIGHTING CABLES.		
Cable, switchboard to near head lamp	1	BD161
Cable, switchboard to off head lamp	1	BD162
Cable, switchboard to tail lamp	1	BD163
HORN OPERATOR CABLES.		
Cable, switchboard to horn	1	BD164
Cable, horn to horn operating button	1	BD165
BATTERY, AND SWITCHBOARD CABLES.		
Cable, battery positive to switchboard	1	BD166
Cable, dynamo to switchboard	1	BD167
Cable, switchboard to cut-out	1	BD168

PETROL TANK

DESCRIPTION	Number per Car	Reference Number
Petrol tank complete (including BE4, 6 and 20)	1	BE62
Cap	1	BE20
Petrol tank strainer	1	BE6
Petrol tap	1	BE33
Petrol pipe	1	BE19

When ordering parts quote your car number.

PETROL TANK



EXHAUST MANIFOLD, INDUCTION PIPE AND CARBURETTER

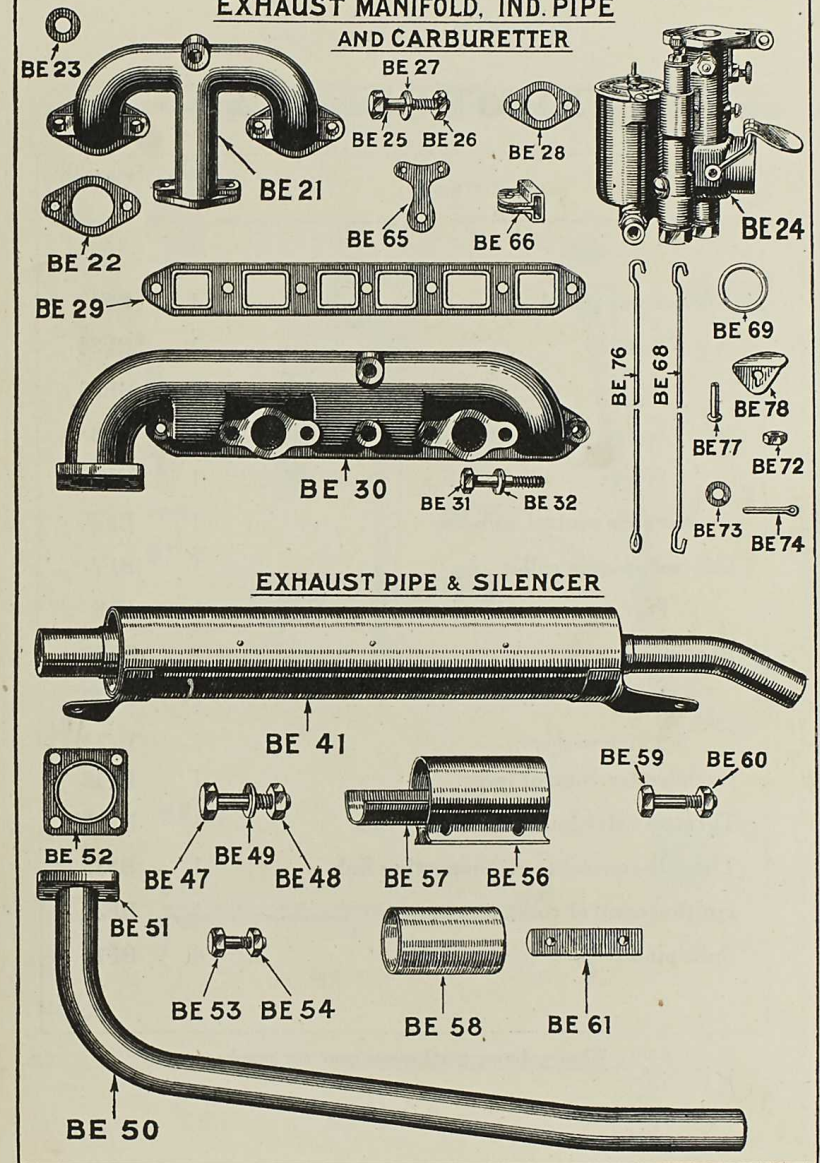
DESCRIPTION	Number per Car	Reference Number
Induction pipe	1	BE21
Joint washers	2	BE22
Packing washer	1	BE23
Carburetter	1	BE24
Bolts	2	BE25
Nuts	2	BE26
Spring washers	2	BE27
Joint washer	1	BE28
Induction and exhaust joint washer	1	BE29
Exhaust manifold	1	BE30
Set screw (inlet pipe to exhaust manifold)	1	BE31
Spring washer	1	BE32
Carburetter air flap swinging link	1	BE65
Rivet	1	BE79
Bracket	1	BE66
Bolt	1	BE75
Nut	1	BE72
Spring washer	1	BE73
Split pin	1	BE74
Hand control rod	1	BE76
Ferrule	1	BE77
Ring	1	BE69
Main control rod	1	BE68
Guide for instrument board	1	BE78

EXHAUST PIPE AND SILENCER

Silencer	1	BE41
Bolts	2	BE47
Nuts	2	BE48
Spring washers	2	BE49
Exhaust Pipe	1	BE50
Flange	1	BE51
Washer	1	BE52
Bolts	4	BE53
Nuts	4	BE54
Silencer inlet pipe clip	1	BE56
Strip	1	BE57
Clip packing	1	BE58
Clip bolts	2	BE59
Nuts	2	BE60
Washers	2	BE61

When ordering parts quote your car number.

EXHAUST MANIFOLD, IND. PIPE AND CARBURETTER

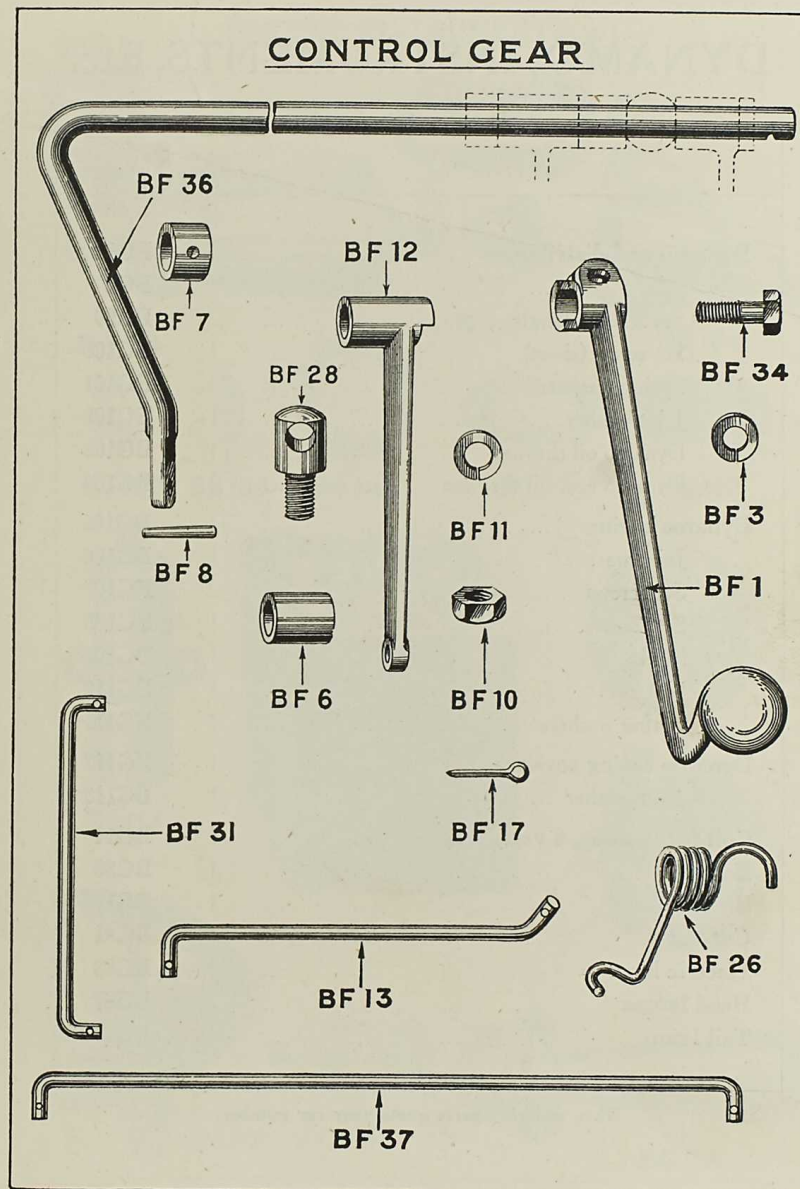


CONTROL GEAR

DESCRIPTION	Number per Car	Reference Number
Accelerator pedal	1	BF1
Bolt	1	BF34
Nut	1	BE35
Spring washer	1	BF3
Spring	1	BF26
Accelerator control spindle	1	BF36
Control spindle collar	1	BF7
Peg	1	BF8
Bearings	2	BF28
Nuts	2	BF10
Spring washers	2	BF11
Carburettor control lever	1	BF12
Throttle valve lever connecting link	1	BF31
Throttle control lever connecting link	1	BF13
Ignition control rod	1	BF37
Split pins	6	BF17

When ordering parts quote your car number.

CONTROL GEAR




DYNAMO, INSTRUMENTS, Etc.

DESCRIPTION	Number per Car	Reference Number
Dynamo and distributor	1	BG98
Gear	1	BG2
Set screws (long)	2	BG99
Set screw (short)	1	BG100
Spring washers	3	BG101
Joint washer	1	BG102
Dynamo oil thrower	1	BG103
Dynamo gear oil thrower	1	BG104
Dynamo casing	1	BG105
Joint washer	1	BG106
Set screws	2	BG107
Set screw	1	BG108
Stud	1	BG109
Nut	1	BG110
Spring washers	4	BG111
Dynamo casing cover	1	BG112
Joint washer	1	BG113
Coil for ignition, 6 volt	1	BG114
Battery	1	BG80
Switch board	1	BG115
Cut-out	1	BG81
Electric horn	1	BG83
Head lamps	2	BG97
Tail lamp	1	BG87

When ordering parts quote your car number.

DYNAMO, INSTRUMENTS, ETC.




ELECTRIC STARTER

DESCRIPTION	Number per Car	Reference Number
Starting motor	1	BG53
Gear	1	BG62
Key	1	BG78
Nut	1	BG63
Starting motor case	1	BG89
Dowel pin	1	BG55
Set screw (case to crankcase)	1	BG56
Set screw (case to crankcase)	1	BG57
Set screw	1	BG58
Spring washers	3	BG116
Starting motor case cover	1	BG117
Screws	5	BG118
Spring washers	5	BG119
Spring drive housing	1	BG64
Bushes	2	BG65
Set screws	3	BG66
Spring washers	3	BG67
Driving gear and shaft	1	BG68
Washer	1	BG69
Spring drive with pinion	1	BG71
Washers for spindle	2	BG72
Starter terminal cover	1	BG76
Screw to starter	1	BG77
Starter switch	1	BG88
Set screws to case	3	BG74
Spring washers	3	BG75

When ordering parts quote your car number.

ELECTRIC STARTER

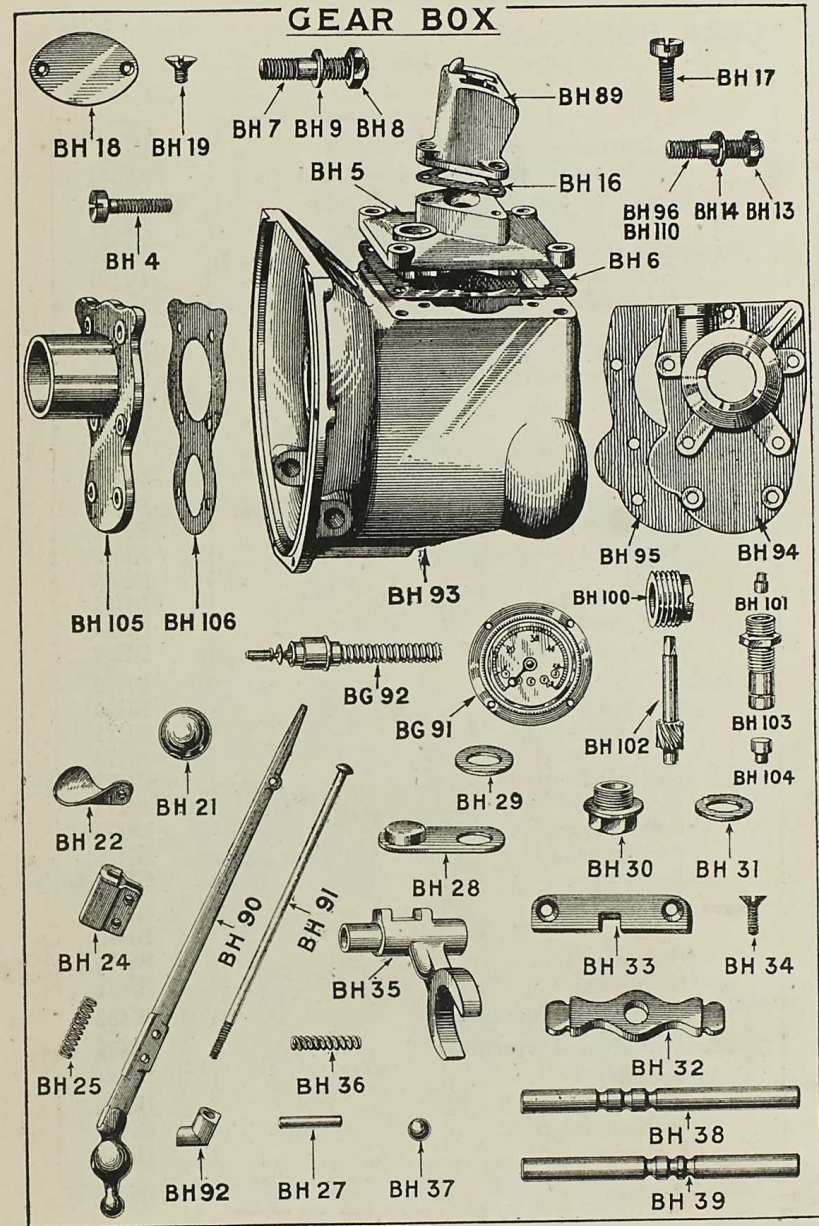


GEAR BOX

DESCRIPTION	Number per Car	Reference Number
Gear box	1	BH93
Gear box front cover	1	BH105
Joint washer	1	BH106
Screws	6	BH4
Spring washers	6	BH111
Packing washers	1 or as required	BH112
Gear box top cover	1	BH5
Joint washer	1	BH6
Studs	4	BH7
Nuts	4	BH8
Spring washers	4	BH9
Change speed gate	1	BH89
Joint washer	1 to 3	BH16
Screws	3	BH17
Gear box inspection cover	1	BH18
Screws	2	BH19
Gear box rear cover	1	BH94
Joint washer	1	BH95
Studs	4	BH96
Studs	3	BH110
Nuts	7	BH13
Spring washers	7	BH14
Speedometer driving gear	1	BH100
Peg for gear	1	BH101
Speedometer driving spindle	1	BH102
Bush for spindle	1	BH103
Thrust button for spindle	1	BH104
Speedometer	1	BC91
Flexible drive complete	1	BC92
Change speed lever	1	BH90
Knob	1	BH21
Reverse Trigger	1	BH22
Rod	1	BH91
Bracket	1	BH24
Spring	1	BH25
Catch	1	BH27
Peg	1	BH28
Cover for drain hole	1	BH29
Washer	1	BH30
Oil plugs	2	BH31
Washers	2	BH32
Change speed selector arm	1	BH33
Fulcrum plates	2	BH34
Screws	4	BH35
Gear change forks	2	BH36
Springs	2	BH37
Balls	2	BH38
1st speed and reverse fork rod	1	BH39
2nd speed and third speed fork rod	1	BH40
Packing shims	4	BH41
Packing shim	1	BH41

When ordering parts quote your car number.

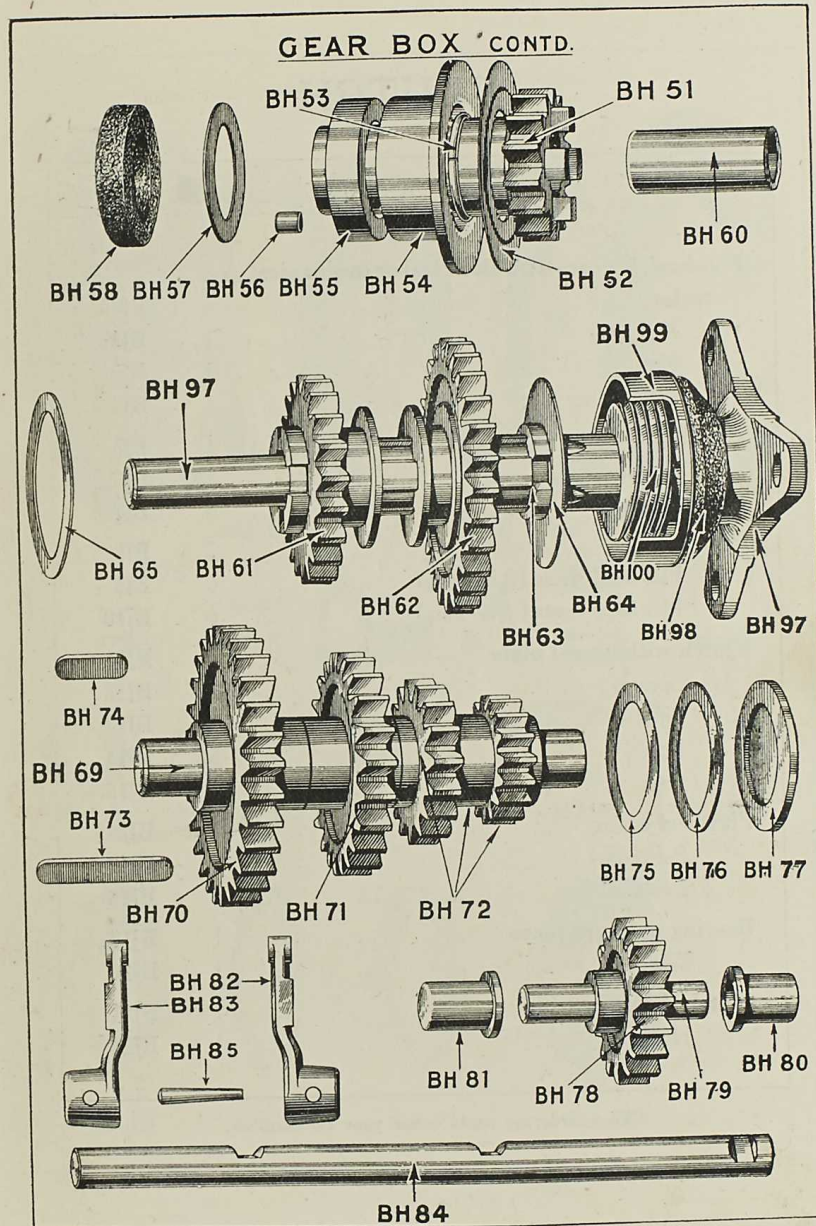
GEAR BOX



GEAR BOX, contd.

DESCRIPTION	Number per Car	Reference Number
Bearing journal		
For 1st motion shaft $1\frac{1}{4}$ in. \times $2\frac{3}{4}$ in. \times $\frac{11}{16}$ in. ...	1	BH42
For 3rd motion shaft, 1in. \times $2\frac{1}{2}$ in. \times $\frac{3}{4}$ in. ...	1	BH43
For lay shaft $\frac{3}{4}$ in. \times 2in. \times $\frac{11}{16}$ in. ...	2	BH44
1st motion shaft, including BH60 ...	1	BH51
Grub screw ...	1	BH50
Oil thrower ...	1	BH52
Ring ...	1	BH53
Distance ...	1	BH54
Roller race (outer ring only) ...	1	BH55
Rollers ...	17	BH56
Washer ...	1	BH57
Felt ring ...	1	BH58
Bush ...	1	BH60
3rd motion shaft ...	1	BH97
Sliding 2nd speed wheel ...	1	BH61
Sliding 1st speed wheel ...	1	BH62
Ring ...	1	BH63
Bearing washer ...	1	BH64
Felt ring ...	1	BH98
Felt ring cup ...	1	BH99
Layshaft ...	1	BH69
Constant mesh wheel ...	1	BH70
2nd speed wheel ...	1	BH71
1st speed wheel ...	1	BH72
Key (long) ...	1	BH73
Key (short) ...	1	BH74
Packing shims ... 4 or as required	4 or as required	BH75
Packing shims ... 1 or as required	1 or as required	BH76
Distance piece ...	1	BH77
Reverse wheel ...	1	BH78
Spindle ...	1	BH79
Bush (short) ...	1	BH80
Bush (long) ...	1	BH81
Clutch withdrawal lever (near) ...	1	BH82
Clutch withdrawal lever (off) ...	1	BH83
Pedal spindle ...	1	BH84
Taper pins ...	2	BH85
Packing washers ...	4	BH87
Packing washers ...	2	BH88

When ordering parts quote your car number.

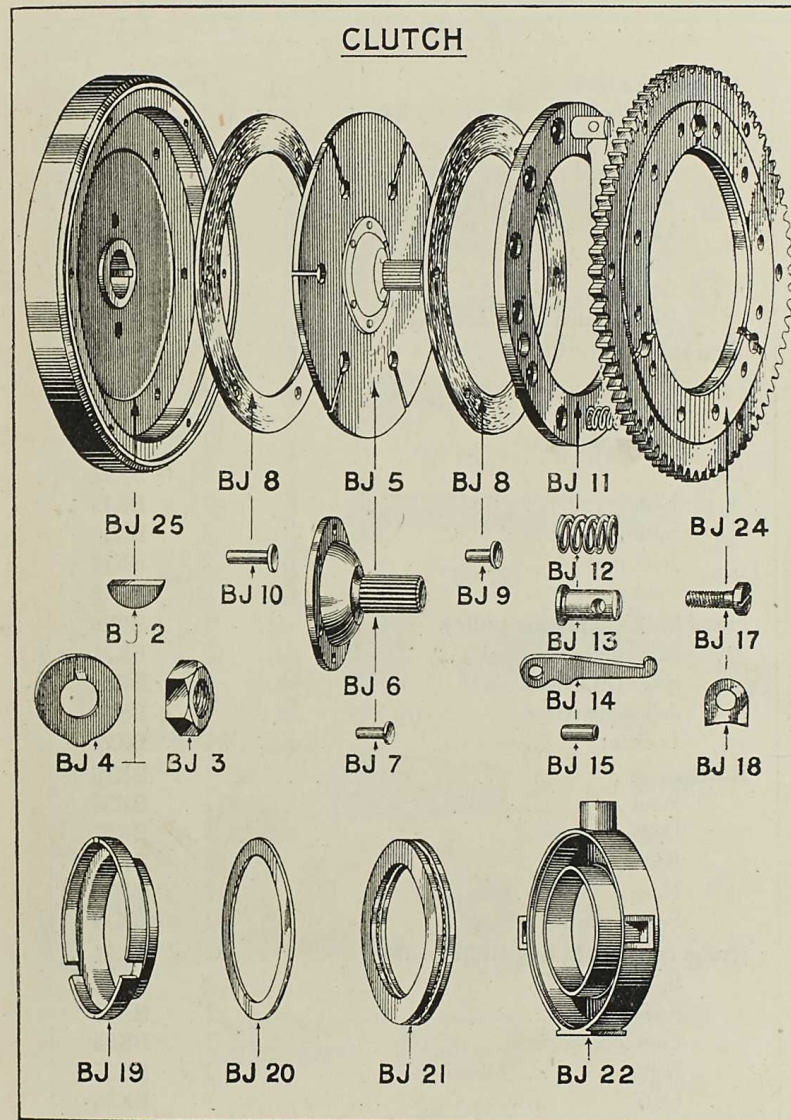


CLUTCH

DESCRIPTION	Number per Car	Reference Number
Flywheel, for cars with electrical or mechanical starter		
Key	1	BJ25
Nut	1	BJ2
Lockwasher	1	BJ3
Clutch plate	1	BJ5
Centre	1	BJ6
Rivets	6	BJ7
Clutch rings	2	BJ8
Flat head rivets ($\frac{5}{16}$ in. long)	6	BJ9
Flat head rivets ($\frac{9}{16}$ in. long)	6	BJ10
Clutch withdrawal plate	1	BJ11
Springs	12	BJ12
Pins	3	BJ13
Levers	3	BJ14
Pegs	3	BJ15
Flywheel cover	1	BJ24
Set screws	6	BJ17
Lockwashers	6	BJ18
Bearing pressure plate	1	BJ19
Washer	1	BJ20
Clutch thrust bearing	1	BJ21
Housing	1	BJ22

When ordering parts quote your car number.

CLUTCH

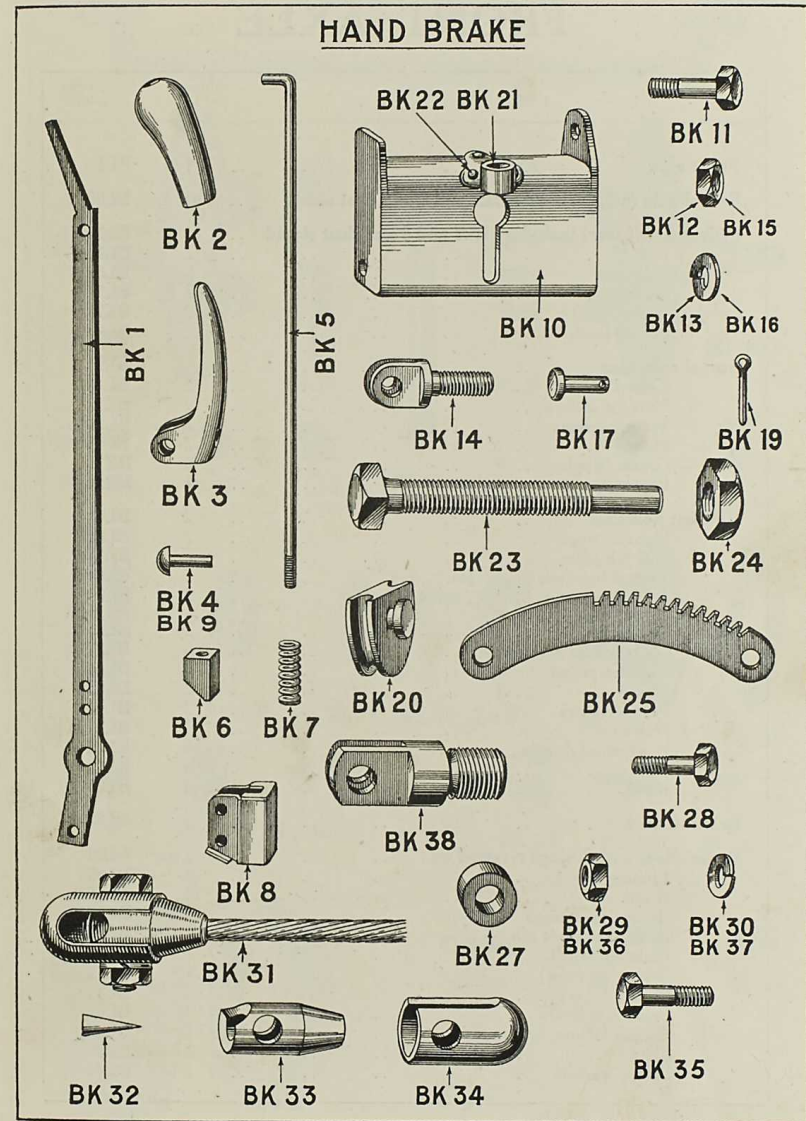


HAND BRAKE

DESCRIPTION	Number per Car	Reference Number
Handbrake lever	1	BK1
Handle	1	BK2
Trigger	1	BK3
Snap-head rivet	1	BK4
Rod	1	BK5
Catch	1	BK6
Spring	1	BK7
Guide	1	BK8
Rivets (catch guide to lever)	1	BK9
Bracket	1	BK10
Bolts	2	BK11
Nuts	2	BK12
Spring washers	2	BK13
Pivots	2	BK14
Nuts	2	BK15
Spring washers	2	BK16
Joint pins	2	BK17
Split pins	2	BK19
Hand brake adjusting pulley	1	BK20
Adjusting screw boss	1	BK21
Snap-head rivets	3	BK22
Adjusting screw	1	BK23
Locknut	1	BK24
Ratchets	2	BK25
Pivot	1	BK38
Distance piece	1	BK27
Bolts	2	BK28
Nuts	2	BK29
Spring washers	2	BK30
Brake rope, including BK32 to 37	1	BK31
Spikes	2	BK32
Ends	2	BK33
Cam lever sockets	2	BK34
Bolts	2	BK35
Nuts	2	BK36
Spring washers	2	BK37

When ordering parts quote your car number

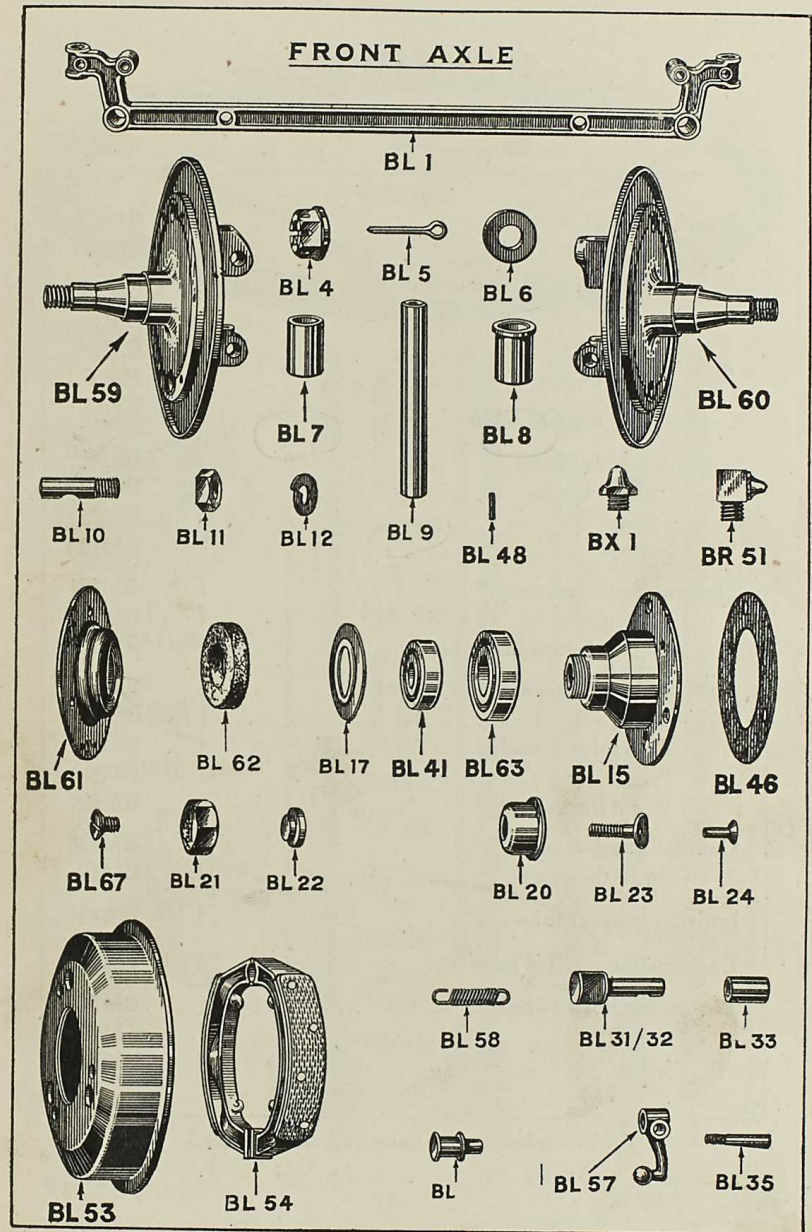
HAND BRAKE



FRONT AXLE

DESCRIPTION	Number per Car	Reference Number
Front axle	1	BL1
Swivel axle (off) including BL7 and 8 and dust shield ..	1	BL59
Swivel Axle (near) including BL7 and 8 and dust shield ..	1	BL60
Nuts	2	BL4
Split pins	2	BL5
Washers	2	BL6
Bushes (top)	2	BL7
Bushes (bottom)	2	BL8
Swivel axle pins	2	BL9
Cotters	2	BL10
Nuts for cotters	2	BL11
Spring washers	2	BL12
Plugs	2	BL48
Grease Nipples	2	BX1
Grease gun connection elbow nipple	2	BR51
Hub felt housings	2	BL61
Hub felt rings	2	BL62
Hub felt plate	2	BL17
Journal bearings, $\frac{3}{4}$ in. \times $1\frac{1}{2}$ in. \times $\frac{1}{16}$ in.	2	BL41
Journal bearings, $1\frac{1}{4}$ in. \times $2\frac{1}{4}$ in. \times $\frac{1}{16}$ in.	2	BL63
Front wheel hubs	2	BL15
Clamping screws	6	BL67
Distance pieces	2	BL20
Plugs	2	BL45
Paper washers	2	BL46
Hub caps	2	BL21
Road wheel dowels	6	BL22
Bolts	6	BL23
Rivets	6	BL24
Brake drums	2	BL53
Brake shoes with linings rivetted on	2 pr.	BL54
Linings	4	BL55
Rivets	16	BL56
Brake shoe springs	4	BL58
Brake shoe pivot pin	2	BL68
Brake cam (off)	1	BL31
Brake cam (near)	1	BL32
Bushes	2	BL33
Brake cam levers	2	BL57
Cotters for cam levers	2	BL35
Nuts	2	BL36
Spring washers	2	BL37

When ordering parts quote your car number.

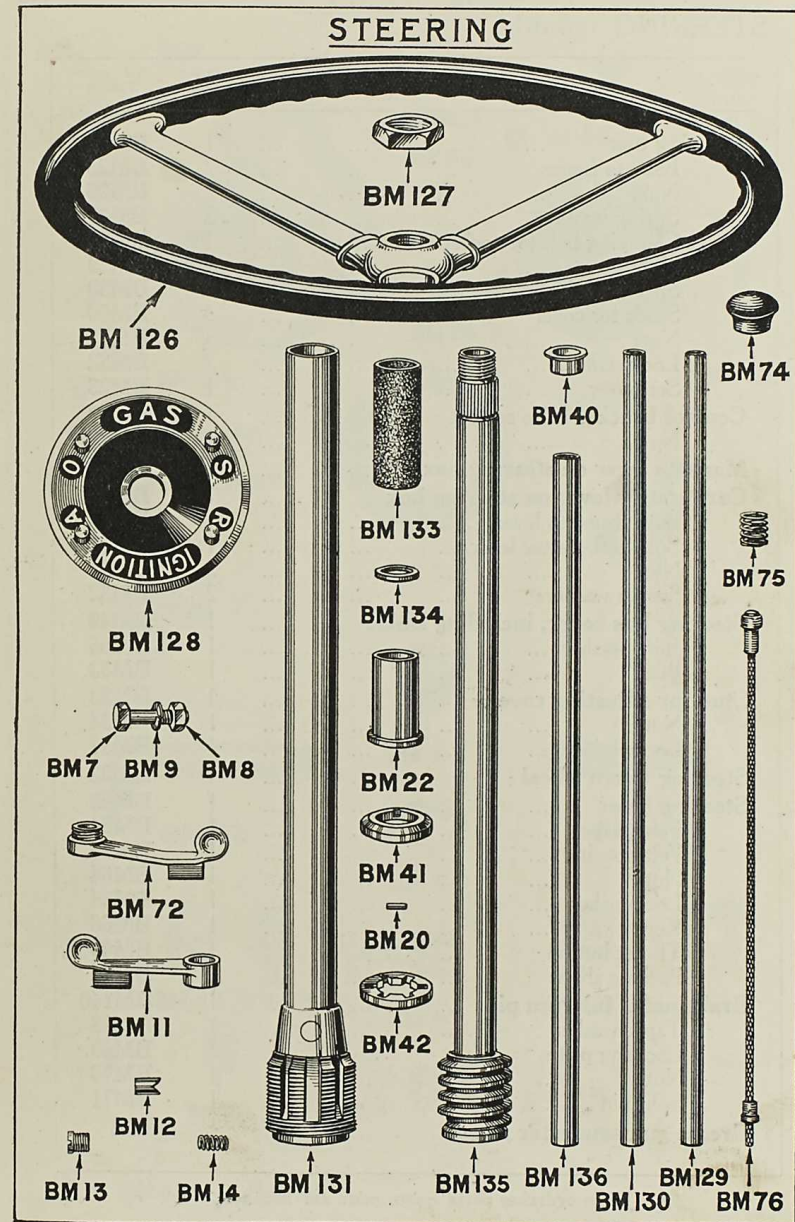


STEERING

DESCRIPTION	Number per Car	Reference Number
Steering wheel	1	BM126
Nut	1	BM127
Control bracket	1	BM128
Bolt	1	BM7
Nut	1	BM8
Spring washer	1	BM9
Carburettor control lever	1	BM72
Ignition control lever	1	BM11
Friction blocks	2	BM12
Screws	2	BM13
Springs	2	BM14
Steering outer column	1	BM131
Felt bush	1	BM133
Felt bush support washer	1	BM134
Steering inner column and worm	1	BM135
Bush (bottom)	1	BM22
Worm thrust washer	1	BM41
Peg	1	BM20
Worm thrust washer	1	BM42
Control bracket tube	1	BM136
Bush (thin copper)	1	BM40
Ignition control tube	1	BM130
Carburettor control tube	1	BM129
Button for horn switch	1	BM74
Spring	1	BM75
Cable	1	BM76

When ordering parts quote your car number.

STEERING




STEERING, contd.

DESCRIPTION	Number per Car	Reference Number
Steering box	1	BM24
Bolts to frame	2	BM25
Nuts	2	BM26
Spring washers	2	BM27
Clamping bolt for socket	1	BM28
Nut	1	BM29
Spring washer	1	BM30
Studs for cover	3	BM50
Nuts	3	BM51
Lockwashers	2	BM52
Set screw	1	BM23
Control bracket tube socket	1	BM47
Nut	1	BM48
Magneto lever on steering box	1	BM57
Carburetter lever on steering box	1	BM59
Bolt, magneto lever	1	BM58
Bolt, carburetter lever	1	BM60
Nuts	2	BM61
Spring washers	2	BM62
Steering box cover, including BM53	1	BM49
Joint washer	1	BM56
Bush	1	BM53
Stud for adjusting cover	1	BM33
Nut	1	BM34
Lockwasher	1	BM37
Steering worm wheel	1	BM32
Steering lever	1	BM63
Felt washer	1	BM54
Felt housing	1	BM55
Nut	1	BM64
Lockwasher	1	BM65
Key	1	BM66
Thrust button	1	BM43
Packing shims	3	BM44
Brake pedal fulcrum pin	1	BM140
Taper washer	1	BM68
Locating plate	1	BM69
Nut	1	BM70
Split pin	1	BM71
Grease gun connector nipple	1	BX1

When ordering parts quote your car number.

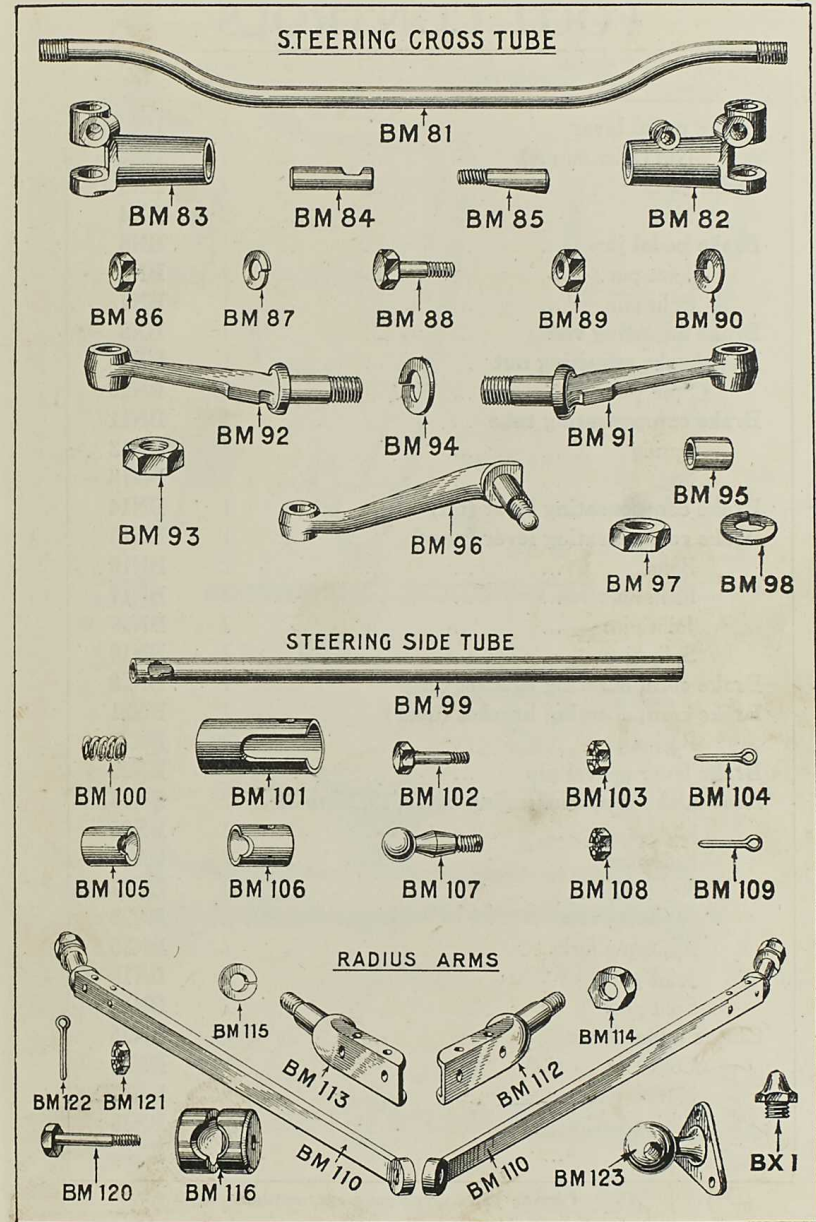
STEERING CONT'D



STEERING TUBES

DESCRIPTION	Number per Car	Reference Number
Steering cross tube	1	BM81
Jaw (nearside)	1	BM82
Jaw (offside)	1	BM83
Pins	2	BM84
Cotters	2	BM85
Nuts	2	BM86
Spring washers	2	BM87
Bolt for jaw (near side)	1	BM88
Nut	1	BM89
Spring washer	1	BM90
Cross tube lever (off)	1	BM91
Cross tube lever (near)	1	BM92
Nuts, 1/2 inch	2	BM93
Spring washers, 1/2 inch	2	BM94
Bushes	2	BM95
Swivel axle lever (side tube)	1	BM96
Plain nut, 1/2 inch	1	BM97
Spring washer, 1/2 inch	1	BM98
Steering side tube	1	BM99
Springs	2	BM100
Caps	2	BM101
Bolts, 1/4 inch	2	BM102
Nuts, 1/4 inch	2	BM103
Split pins	2	BM104
Thrust blocks (loose)	2	BM105
Thrust blocks (fixed)	2	BM106
Ball-pins	2	BM107
Slotted nuts, 5/16 inch	2	BM108
Split pins	2	BM109
Packing washers	2	BM124
Packing washers	as required	BM125
Radius arms, with BM112 or 113, 114 and 115...	2	BM110
End (offside)	1	BM112
End (nearside)	1	BM113
Plain nuts	2	BM114
Spring washers	2	BM115
Ball sockets	2	BM116
Bolt	1	BM120
Nut	1	BM121
Split pin	1	BM122
Ball flange	1	BM123
Grease gun nipples	—	BX1

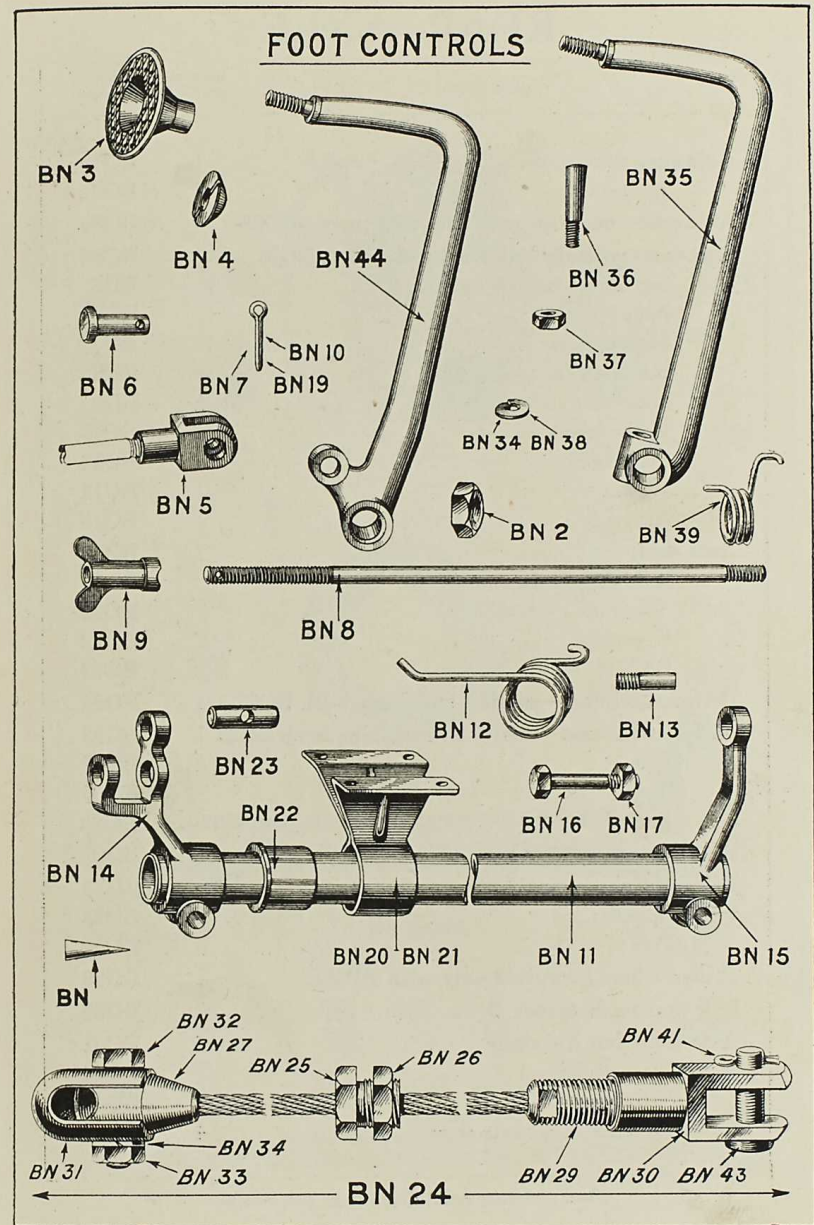
When ordering parts quote your car number.



FOOT CONTROLS

DESCRIPTION	Number per Car	Reference Number
Brake pedal lever	1	BN44
Nut (fulcrum pin)	1	BN2
Pedal pads	2	BN3
Nuts	2	BN4
Brake pedal jaw	1	BN5
Joint pin	1	BN6
Split pin	1	BN7
Brake adjusting rod	1	BN8
Rear brake adjusting nut	1	BN9
Split pin	1	BN10
Brake compensating tube	1	BN11
Spring	1	BN12
Peg	1	BN13
Brake compensating lever (off)	1	BN14
Brake compensating lever (near)	1	BN15
Bolts	2	BN16
Plain nuts	2	BN17
Joint pins	2	BN18
Split pins	2	BN19
Brake compensating bracket (off)	1	BN20
Brake compensating bracket (near)	1	BN21
Bushes	2	BN22
Brake lever swivel pin	1	BN23
Rear brake ropes, including BN18, 19, 25 to 34	2	BN24
Guides	2	BN25
Locknuts	2	BN26
Rope ends	2	BN27
Adjusting ends	2	BN29
Adjusting forks	2	BN30
Joint pins	2	BN18
Split pins	2	BN19
Clutch pedal lever	1	BN35
Cotter	1	BN36
Nut	1	BN37
Spring washer	1	BN38
Spring	1	BN39

When ordering parts quote your car number.




REAR AXLE

DESCRIPTION	Number per Car	Reference Number
Axle case centre, including BO2, 7 and 8 ...	1	BO1
Joint washer ...	2	BO2
Axle case—nearside with ends and bushes BO68	1	BO86
Axle case—offside with ends and bushes BO68	1	BO85
Set screws for axle case (sides) ...	12	BO5
Nuts ...	12	BO6
Lockwashers ...	12	BO7
Setscrews for torque tube ...	6	BO8
Nuts ...	6	BO9
Lockwashers ...	4	BO10
Oil plug ...	1	BO11
Washer ...	1	BO12
Air vent ...	1	BO13
Axle shaft ...	2	BO18
Axle nuts ...	2	BO19
Split pins ...	2	BO21
Keys ...	2	BO22
Bushes ...	2	BO23
Differential case—offside including bush BO23	1	BO94
Differential case—nearside, including bush BO23	1	BO95
Bolts ...	6	BO96
Nuts ...	3	BO97
Lockwashers ...	3	BO98
Ball thrust bearings $1\frac{1}{4}$ in. \times $2\frac{3}{8}$ in. \times $\frac{3}{8}$ in. ...	2	BO37
Differential pinions ...	6	BO32
Spindles ...	6	BO93
Pegs ...	6	BO34
Crown wheel (supplied only with BP31) ...	1	BO99
Ball journal bearings, $1\frac{1}{4}$ in. \times $2\frac{3}{4}$ in. \times $\frac{1}{16}$ in. ...	2	BO36
Axle shaft felt housings ...	2	BO41
Washer plates ...	2	BO42
Felts ...	2	BO43
Differential packing shim ...	4	BO44

When ordering parts quote your car number.

REAR AXLE




REAR AXLE, contd.

DESCRIPTION	Number per Car	Reference Number
Rear wheel hubs	2	BO45
Paper washers	2	BO75
Plugs	2	BO78
Hub felt plates	2	BO47
Felt washers	2	BO88
Felt housings	2	BO87
Clamping screws	6	BO92
Ball journal bearing $1\frac{1}{4}$ in. \times $2\frac{3}{4}$ in. \times $\frac{1}{16}$ in.	2	BO89
Nuts	2	BO52
Lockwashers	2	BO53
Road wheel bolt	6	BO54
Rivets	12	BO55
Brake drums	2	BO79
Dowels	6	BO57
Brake shoes with linings rivetted on	2 prs.	BO80
Linings	4	BO81
Rivets	16	BO82
Springs	4	BO83
Pegs	4	BO62
Brake shoe pivot pin	2	BO77
Brake cam—offside	1	BO66
Brake cam—nearside	1	BO67
Bushes	2	BO68
Levers	2	BO84
Cotters	2	BO70
Nuts	2	BO71
Spring washers	2	BO72
Grease gun nipple	1	BX1
Oil conductor	2	BO74

When ordering parts quote your car number.

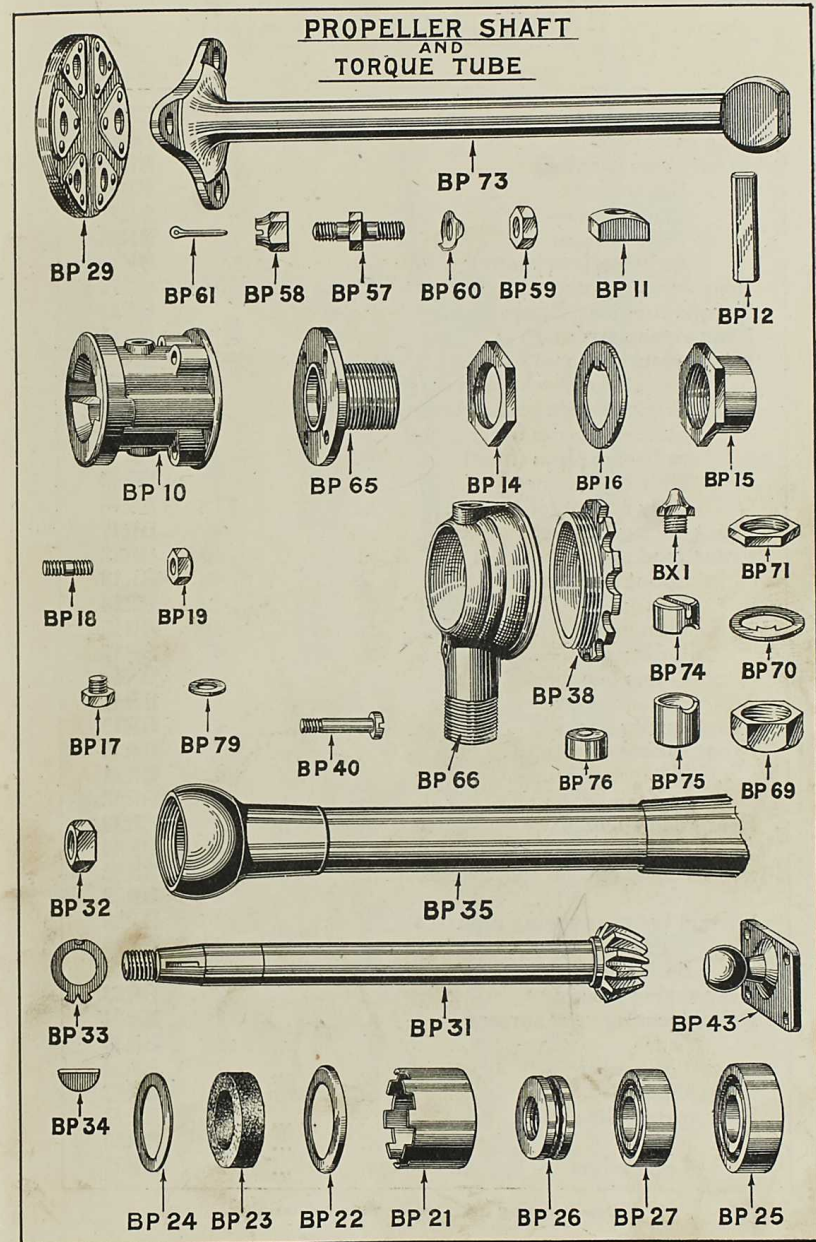
REAR AXLE, CONTD.



PROPELLER SHAFT AND TORQUE TUBE

DESCRIPTION	Number per Car	Reference Number
Propeller Shaft	1	BP73
Universal Joint Block	2	BP11
Pins	2	BP12
Fabric Universal Joint	1	BP29
Bolts	6	BP57
Slotted Nuts	6	BP58
Plain Nuts	6	BP59
Lockwashers	6	BP60
Split Pins	6	BP61
Rear Universal Joint Socket	1	BP10
Plug	1	BP17
Washer	1	BP79
Studs	4	BP18
Nuts	4	BP19
Lockwashers	4	BP20
Torque Tube Felt Housing	1	BP21
Felt Plate—Inner	1	BP22
Felt	1	BP23
Felt Plate—Outer	1	BP24
Roller Journal Bearing—rear $\frac{7}{8}$ in. \times 2 $\frac{1}{4}$ in. \times $\frac{11}{16}$ in.	1	BP25
Ball thrust bearing—pinion shaft—both ends $\frac{7}{8}$ in. \times 1 $\frac{3}{4}$ in. \times $\frac{7}{8}$ in.	2	BP26
Ball Journal bearing—pinion shaft front $\frac{7}{8}$ in. \times 2in. \times $\frac{9}{16}$ in.	1	BP27
Propeller shaft flange	1	BP65
Thrust locknut	1	BP14
Lockwasher	1	BP16
Thrust adjusting nut	1	BP15
Torque tube ball flange	1	BP43
Rivets	4	BP44
Torque Tube Socket	1	BP66
Ball adjusting nut	1	BP38
Locking bolt	1	BP40
Nut	1	BP41
Spring Washer	1	BP42
Seating—top	1	BP74
Seating—bottom	1	BP75
Distance piece	1	BP76
Locknut	1	BP71
Lockwasher	1	BP70
Nut	1	BP77
Grease gun nipples	2	BP69
Torque tube assembled with ends and adjusting nut	1	BX1
Bevel pinion housing adjusting washer	5	BP35
Propeller shaft and bevel pinion	1	BP52
Nut	1	BP31
Lockwasher	1	BP32
Key	1	BP33
Universal joint leather cover	1	BP34
Packing piece	1	BP53
Clip—large	1	BP54
Clip—small	1	BP77
	1	BP78

When ordering parts quote your car number.

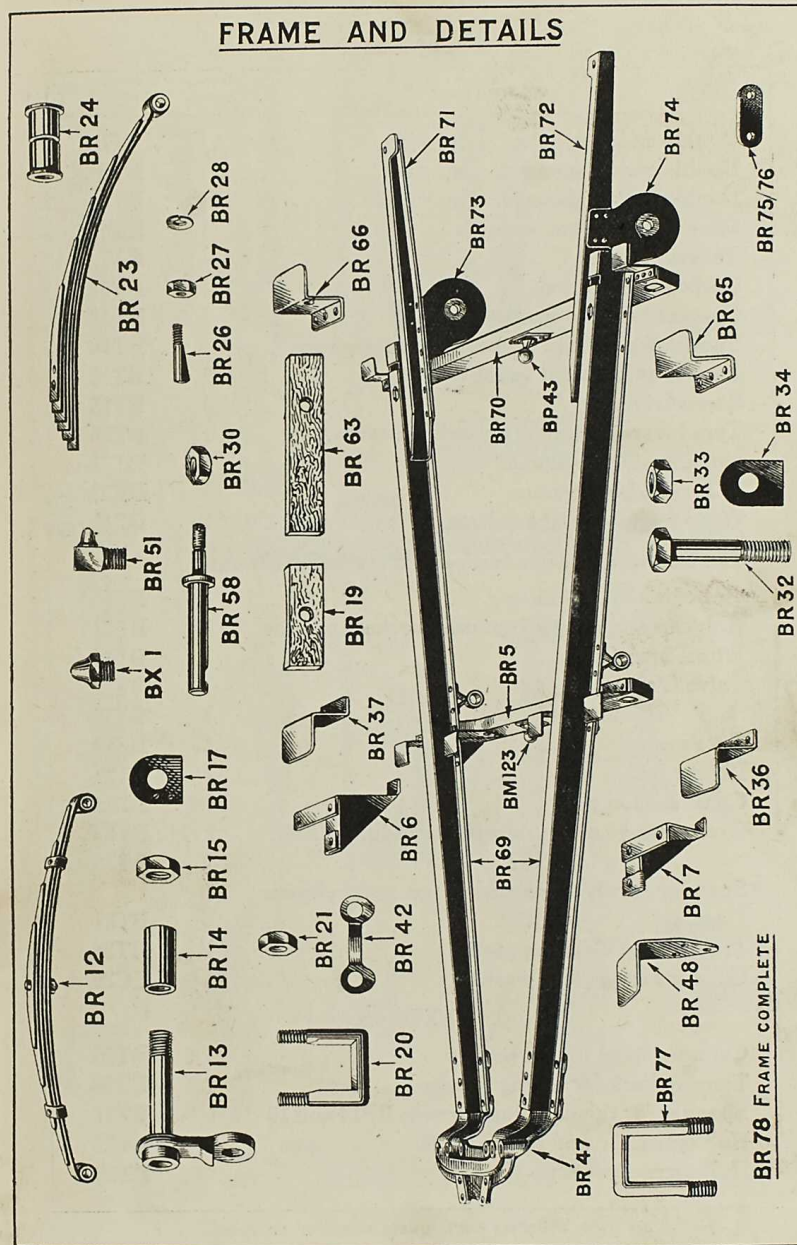


FRAME AND DETAILS

DESCRIPTION	Number per Car	Reference Number
Frame complete	1	BR78
Side members	2	BR69
Front cross member	1	BR5
Bracket (off)	1	BR6
Bracket (near)	1	BR7
Body brackets	2	BR36-7
Body brackets (centre)	2	BR48
Rear cross member	1	BR70
Torque tube ball flange	1	BP43
Rear extension (off)	1	BR71
Rear extension (near)	1	BR72
Bracket for shock absorber (off)	1	BR73
Bracket for shock absorber (near)	1	BR74
Stiffening plates (rear)	2	BR75
Stiffening plates (front)	2	BR76
Body bracket (near)	1	BR65
Body bracket (off)	1	BR66
Front spring bracket	1	BR47
Front road spring	1	BR12
Spring shackles	4	BR13
Bushes	2	BR14
Plain nuts	4	BR15
Lockwashers	4	BR17
Grease gun nipples	2	BX1
Elbow nipples	2	BR51
Front spring packing	1	BR19
Front spring clips	2	BR20
Nuts	4	BR21
Lockwashers	2	BR42
Rear road springs	2	BR23
Bushes	4	BR24
Spring pins for shock absorbers	2	BR58
Nuts	4	BR59
Cotters for rear spring pins	2	BR26
Nuts	2	BR27
Spring washers	2	BR28
Rear spring packing	2	BR63
Bolts, locating rear springs	2	BR64
Nuts	2	BR33
Lockwashers	2	BR34
Washers	2 or as required	BR52
Rear spring clips	2	BR77
Nuts	4	BR30
Lockwashers	2	BR31

When ordering parts quote your car number.

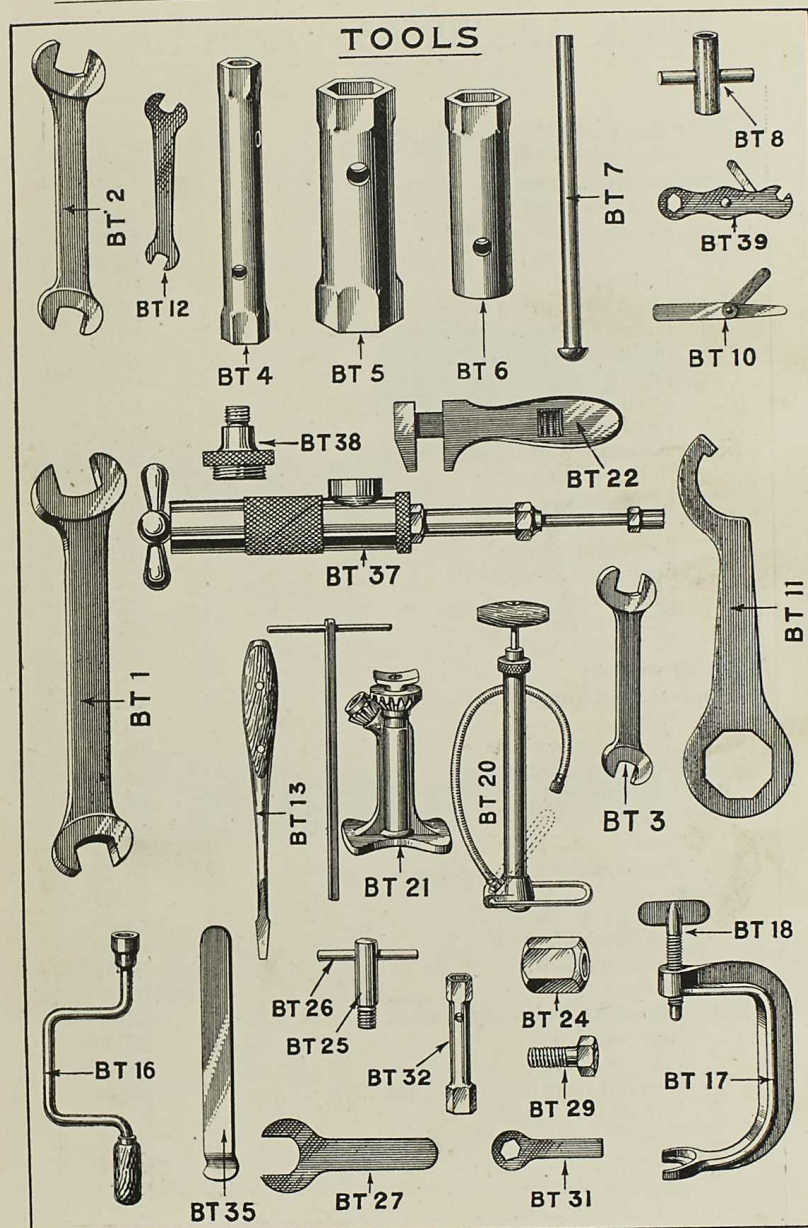
FRAME AND DETAILS



TOOLS

DESCRIPTION	Number per Car	Reference Number
Double ended spanner, $\frac{7}{16}$ in. \times $\frac{1}{2}$ in. ...	1	BT1
Double ended spanner, $\frac{5}{16}$ in. \times $\frac{3}{8}$ in. ...	1	BT2
Double ended spanner, $\frac{3}{16}$ in. \times $\frac{1}{4}$ in. ...	1	BT3
Sparking plug box spanner	1	BT6
Tommy bar	1	BT7
Carburetter jet key	1	BT8
Contact breaker spanner	1	BT39
Sparking plug and tappet clearance gauge	1	BT10
Tappet adjustment spanner	1	BT12
Screwdriver	1	BT13
Tyre levers (Dunlop) for balloon tyres	1	BT35
4in. adjustable spanner	1	BT22
$\frac{3}{16}$ in. $\frac{1}{4}$ in. box spanner	1	BT32
Wrap for all the above items	1	BT23
The following are in addition to those in Tool Wrap :-		
$\frac{5}{8}$ in. \times $\frac{3}{4}$ in. box spanner	1	BT5
Hub cap and steering column socket spanner	1	BT11
Wheel brace	1	BT16
Valve lifter	1	BT17
Valve lifter screw	1	BT18
Tyre pump	1	BT20
Lifting jack	1	BT21
Combination pliers	1	BT36
Grease gun, auto ram type, including BT38...	1	BT37
Adaptor for BT37	1	BT38
Spanner for dynamo casing nut and cylinder nut	1	BT31
Trade mark cleaning plate	1	BT34
Cylinder head joint washer	1	BT29
EXTRAS.		
Cylinder head lifting screws	2	BT25
Tommy bars for lifting screws	2	BT26
Spanner for thrust adjusting nuts BP14 and 15	1	BT27
Hub extractor and screw BT29	1	BT24
Hub extractor screw	1	BT29


When ordering parts quote your car number.



SHOCK ABSORBERS. "AUSTIN TYPE."

DESCRIPTION	Number per Car	Reference Number
Front shock absorber bracket	1	BU1
Centre bush	1	BU33
Arm, nearside (front)	1	BU2
Arm, nearside (back)	1	BU3
Arm, offside (front and back)	1	BU4
Centre bush	1	BU34
End bushes	4	BU39
Centre bolt and spring plate	1	BU5
Nuts	2	BU6
Spring washer	1	BU7
Spring plate front	1	BU8
Friction discs (back and front)	2	BU9
Friction disc (centre)	1	BU10
Side connecting links with bushes	2	BU41
Bushes rubber	4	BU42
Fibre washers	8	BU12
Side link bolts (lower)	2	BU36
Key washers (plain)	2	BU14
Special washers (bent)	2	BU15
Nuts (front)	2	BU43
Spring washers	2	BU44
Nuts (rear)	4	BU45
Spring washers	2	BU46
Side link bolts (upper) with peg	2	BU40
Nuts	2	BU47
Spring washers	2	BU48
Rear shock absorber arms	2	BU23
End bushes	4	BU39
Bolts (front end)	2	BU24
Nuts	4	BU25
Spring washers	2	BU26
Springs	2	BU27
Spring cups (inner)	2	BU28
Spring cups (outer)	2	BU29
Spring plates	2	BU30
Friction discs	4	BU9
Rear connecting links with bushes	2	BU41
Bushes (rubber)	4	BU42
Fibre washers	8	BU12
Rear link bolts (lower) with peg	2	BU40
Key washers (plain)	2	BU14
Special washers (bent)	2	BU15
Nuts	2	BU31
Spring washers	2	BU32

When ordering parts quote your car number.



EQUIPMENT APPLICABLE TO ALL MODELS

THE AUSTIN MOTOR Co., LTD., accept no liability under the terms of their Warranty for Tyres, Speedometers, or the Electrical Equipment, or other goods, including Coachwork not of their own manufacture.

All claims relating to any of these parts or fittings or orders for repairs to them should be addressed to their manufacturers.

For our clients' convenience, we give below the names and addresses of the manufacturers, or suppliers of the goods in question.

IMPORTANT.—When claims under guarantee are being made, it is absolutely necessary to quote the type and number of car, and also the commissioning date.

MAGNETOS.

- "B.L.I.C." .. Joseph Lucas, Ltd., Great Hampton Street, Birmingham, and Dordrecht Road, Acton Vale, London, W.3.
 "B.T.H." .. British Thomson-Houston Co., Ltd., Alma Street, Coventry.
 "M.L." .. M.L. Magneto Syndicate, Ltd., Victoria Works, Coventry.
 "LUCAS." .. Joseph Lucas, Ltd., Great Hampton Street, Birmingham, and Dordrecht Road, Acton Vale, London, W.3.
 "WATFORD." .. North and Sons, Whippendell Road, Watford.
 "S.E.V." .. "Service" by Ripaults, Ltd., 1, King's Road, S. Pancras, London, N.W.1.
 "SCINTILLA." .. Scintilla, Ltd., 14, Clerkenwell Close, London, E.C.1.

HORNS.

- "LUCAS" (King of the Road) .. Joseph Lucas, Ltd., Great Hampton Street, Birmingham, and Dordrecht Road, Acton Vale, London, W.3.
 "SPARTON" .. Graham and Co., St. Andrew's Works, Crofton Park, London, S.E.4.
 "A.R." .. A. Rist, Ltd., Waveney Works, Lowestoft.
 "KLAXON" and "KLAXET" .. Klaxon, Ltd., Landor Street, Birmingham, and 36, Blandford Street, London, W.1.
 "BENJAMIN" .. Benjamin Electric, Ltd., Brantwood Works, Tariff Road, Tottenham, London, N.W.17.
 "SYGNOL" .. Clear Hooters, Ltd., 79, Lombard Street, Birmingham.
 "DESMO" .. Desmo Ltd., Desmo House, 31, Stafford Street, Birmingham.
 "BUTLER" .. Butlers, Ltd., Grange Road, Small Heath, Birmingham.

WINDSCREEN WIPERS.

- "LUCAS" (King of the Road) .. Joseph Lucas, Ltd., Great Hampton Street, Birmingham.
 "FOLBERTH" .. C. G. Vokes and Co., Ltd., 95, Lower Richmond Road, Putney, London, S.W. 15.
 "TRICO" .. A. Rist, Ltd., Waveney Works, Lowestoft.

ELECTRICAL EQUIPMENT.

- | | | |
|----------|-----------|---|
| "LUCAS" | } Dynamos | } Joseph Lucas, Ltd., Great Hampton Street, Birmingham, and Dordrecht Road, Acton Vale, London, W.3. |
| | | |
| "C.A.V." | } Cutouts | } C. A. Vandervell and Co., Ltd., (Service by).
Joseph Lucas, Ltd., Dordrecht Road, Acton Vale, W.3. |
| "REMY" | | |

LAMPS.

- "LUCAS" .. Joseph Lucas, Ltd., Great Hampton Street, Birmingham, and Dordrecht Road, Acton Vale, London, W.3.
 "C.A.V." .. Joseph Lucas, Ltd., Great Hampton Street, Birmingham, and Dordrecht Road, Acton Vale, London, W.3.

BATTERIES.

- "LUCAS" and "C.A.V." .. Joseph Lucas, Ltd., Great Hampton Street, Birmingham, and Dordrecht Road, Acton Vale, London, W.3.
 "EXIDE" .. Chloride Electrical Storage Co., Ltd., Lexden Road, Acton.
 "SPARTA" .. Fuller Accumulator Co. (1926) Ltd., Grove Road, Chadwell Heath, Essex.

GREASE GUNS and OIL INJECTORS.

- "ENOTS" .. Benton and Stone, Ltd., Bracebridge Street, Birmingham.
 "JEAVONS" .. Ramsdens (Halifax), Ltd., Station Works, Halifax.

SPEEDOMETERS and FITTINGS, CLOCKS and PETROL GAUGES.

- "SMITH" .. S. Smith and Sons (M.A.), Ltd., Cricklewood Works, London, N.W.2.
 "PETROSCOPE" .. Wilmot Manufacturing Co., Ltd., Camden Street, Birmingham.

BODIES and FITTINGS.

- "MULLINER" .. Mulliners, Ltd., Bordesley Green Road, Birmingham
 "GORDON" .. Gordon and Co., Taunton Road, Sparkbrook, Birmingham
 "HOYAL" .. Hoyal Body Corporation, Ltd., 41, Charing Cross Road, London, W.C.2.
 "GORDON ENGLAND" .. Gordon England, Ltd., Palace of Industry, Wembley.
 "STARTIN" .. Thomas Startin, Junr., 71, Aston Road North, Birmingham.

DRIVING MIRRORS.

- "LUCAS" (King of the Road) .. Joseph Lucas, Ltd., Great Hampton Street, Birmingham.
 "DESMO" .. Desmo Limited, Desmo House, 31, Stafford Street, Birmingham.

TYRES and TUBES.

- "DUNLOP" .. Dunlop Rubber Co., Ltd., Fort Dunlop, Erdington, Birmingham.

- AUTOVAC .. The Autovac Manufacturing Co., Ltd., Heaton Norris, Stockport.

CARBURETTERS.

- "ZENITH" .. Zenith Carburetter Co., Ltd., 40-42, Newman Street, London, W.1.

RADIATOR THERMOMETERS.

- "BOYCE MOTOMETER" .. Benjamin Electric, Ltd., Brantwood Works, Tariff Road, Tottenham, London, N.W.17.
 "CALORMETER" .. Wilmot Manufacturing Co., Ltd., Camden Street, Birmingham.

LIFTING JACKS.

- "MIDAS" .. Lake and Elliott, Ltd., Albion Works, Braintree, Essex.
 "SHELLEY" .. R. T. Shelley, Ltd., Aston Brook Street, Birmingham.

