

When writing  
ALWAYS quote your Car Number

*The Austin  
Seven*





List of  
SPARE  
PARTS

PRICE 2/6

THE  
AUSTIN MOTOR CO. LTD.  
LONGBRIDGE :: BIRMINGHAM





# INDEX

(Eleventh Edition)

*This List applies to any car the number of which is prefixed by A1, A2 or A3.*

	Page		Page
<b>Accumulator</b> .. ..	25	<b>Lamps</b> .. ..	27
Axle, front .. ..	41	<b>Magneto</b> .. ..	5
Axle, rear .. ..	53	<b>Oil Pump</b> .. ..	5
<b>Battery</b> .. ..	25	<b>Pedal Control</b> .. ..	51
Brake, foot .. ..	51	Petrol Tank .. ..	19
Brake, hand .. ..	39	Pistons .. ..	11
<b>Cables</b> .. ..	15	Propellor Shaft .. ..	59
Camshaft .. ..	7	<b>Radiator</b> .. ..	15
Carburettor .. ..	21	Radius Arms .. ..	49
Carden Shaft .. ..	59	Rear Axle .. ..	53
Change Speed .. ..	33	Road Springs .. ..	63
Clutch .. ..	37	Road Wheels .. ..	69
Connecting Rod .. ..	11	<b>Shock Absorbers</b> .. ..	67
Control Gear .. ..	23	Silencer .. ..	21
Crankcase .. ..	1	Speedometer .. ..	29
Crankshaft .. ..	7	Springs and Shackles .. ..	63
Cylinder .. ..	9	Starter, electric .. ..	31
<b>Differential</b> .. ..	53	Starting Handle .. ..	13
Dynamo .. ..	25	Steering Box & Column .. ..	45
<b>Electric Starter</b> .. ..	31	Steering Rods or Tubes .. ..	49
Exhaust .. ..	21	Sump .. ..	3
<b>Flywheel</b> .. ..	37	Switchboard .. ..	25
Foot Control .. ..	51	<b>Tappets</b> .. ..	11
Frame .. ..	63	Tool Kit .. ..	65
Front Axle .. ..	41	Torque Tube .. ..	59
<b>Gear Box</b> .. ..	33	Track Rod .. ..	49
<b>Hand Brake</b> .. ..	39	<b>Universal Joints</b> .. ..	59
Horns .. ..	27	<b>Valves</b> .. ..	11
<b>Ignition</b> .. ..	5	<b>Wheels</b> .. ..	69
Induction Pipe .. ..	21	Wiring .. ..	15 and 17

**AUSTIN MOTOR Co., Ltd., Longbridge, BIRMINGHAM.**

Telephone, Cent. 4140. Telegrams, "Speedily, Northfield."

**LONDON :**

**479-483, Oxford Street, W.1 (near Marble Arch).**

Telephone, Mayfair 6230. Telegrams, "Austinette."

Code: Bentley's.

*Items shown in italics are not used on current models.*

PUBLICATION 353j



## Manufacturers' Warranty

**S**UBJECT to the conditions hereinafter mentioned all goods—other than complete cars or chassis—manufactured by the Company, shall be accepted by the purchaser subject to the following express warranty, which includes all warranties, conditions and liabilities whatsoever whether statutory or otherwise, which might exist against the Company but for this provision, viz. :—In the event of any defect being disclosed in any part or parts of the goods and if the part or parts alleged to be defective are returned to the Company's works, carriage paid, within ninety days after delivery, the Company undertakes to examine same, and should any fault, due to defective material or workmanship, be found on examination by the Company, it will repair the defective part or supply, free of charge, a new part in place thereof.

The Company's responsibility is limited to the terms of this guarantee, and it shall not be answerable for any contingent or resulting liability, or loss arising through any defects. This guarantee does not relate to defects caused by motor racing wear and tear, misuse or neglect, or to the defects in any goods which have been altered after leaving the Company's works, or which have been let out on hire, or the identification numbers or marks on which have been altered or removed. The Company accepts no responsibility for tyres, speedometers or the electrical equipment or other goods (including coachwork) not of its own manufacture.

The Austin Motor Co. Ltd. issues no warranty of the goods except as stated herein, but desires and expects that customers shall make a thorough examination before purchasing. This warranty is limited to the despatch to the purchaser without charge except for transportation, of the part or parts, whether new or repaired, in exchange for those acknowledged by the Company to be defective, and is dependent upon the strict observance of the following clauses :—

- (a) The purchaser shall send to the Company's works, such part or parts as are alleged or claimed to be defective promptly on the discovery of the claimed defect. Transportation is to be prepaid by the purchaser, and said part or parts to be properly packed for transit and clearly marked for identification with the name and full address of the owner, and with the number of the vehicle from which the said part or parts were taken.
- (b) The purchaser shall post to the Company at its works on or before despatch of such part or parts alleged to be defective, a full and complete description of the claim and the reasons therefore.
- (c) The judgment of the Austin Motor Co. Ltd. in all cases of claims shall be final and conclusive, and purchaser agrees to accept their decision on all questions as to defects and to the exchange of part or parts. After the expiration of six days from the despatch of notification of the Company's decision the part or parts submitted may be scrapped or returned carriage forward by the Company.

## TERMS OF BUSINESS

All Austin Agents carry stocks of Replacements, and applications for Spares should be made to them. Correspondence with the Company relating to Spare Parts, Accessories, and Replacements should be addressed to the Service Department.

Quotations obtained from the Company hold good for 14 days from the date thereof, when they are automatically cancelled, and fresh quotations must be applied for.

Cash with order, unless purchaser already has an account with the Company or is able to furnish approved references.

Bearing in mind alterations due to improvements, the Company in no way holds itself liable or responsible as to alterations in details in respect to orders.

The Company retains the right of making alterations to this list without notice, should it be deemed necessary.

Delivery on any specified date is not guaranteed.

### TELEGRAPH AND TELEPHONE ORDERS

To protect itself against fraud, it is compelled to decline to deliver goods ordered by telegram or telephone to the address of any persons unknown to it, unless covered by telegraphic remittance.

### DAMAGE IN TRANSIT

It does not hold itself responsible for goods lost or damaged in transit. All packages, upon receipt, should be signed for as "unexamined," and in the event of loss or damage to the contents, claim made upon the carriers without delay.

### PACKING

Packing and cases, when necessary, are charged for.



# CRANKCASE

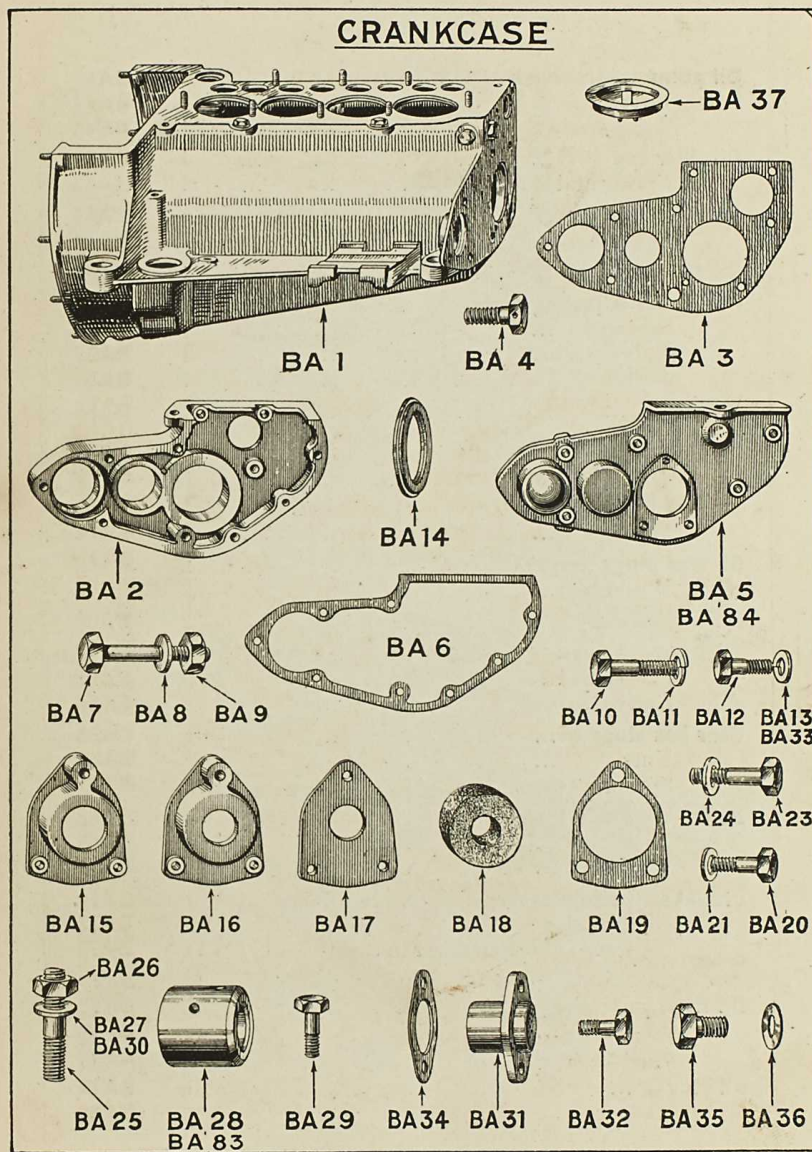
DESCRIPTION	Number per Car	Reference Number
<b>Crankcase, including BA25, 54 to 61 and 65</b> ...	1	<b>BA1</b>
<b>Timing gear case</b> ...	1	<b>BA2</b>
Joint washer ...	1	<b>BA3</b>
Set-screws ...	3	<b>BA4</b>
<i>Timing gear cover (for cars fitted with camshaft BB18)</i> ...	1	<b>BA5</b>
<b>Timing gear cover (for cars fitted with camshaft, BB38)</b> ...	1	<b>BA84</b>
Joint washer ...	1	<b>BA6</b>
Bolts ...	3	<b>BA7</b>
Spring washers ...	3	<b>BA8</b>
Nuts ...	3	<b>BA9</b>
Set-screw ...	1	<b>BA10</b>
Spring washer ...	1	<b>BA11</b>
Set-screws ...	2	<b>BA12</b>
Spring washers ...	2	<b>BA13</b>
<b>Locating ring for timing cover</b> ...	1	<b>BA14</b>
<b>Starting nut felt housing (for cars with fan)</b> ...	1	<b>BA15</b>
<i>Starting nut felt housing (for cars without fan)</i> ...	1	<b>BA16</b>
Plate ...	1	<b>BA17</b>
Felt ...	1	<b>BA18</b>
Housing washer ...	1	<b>BA19</b>
Set-screws ...	2	<b>BA20</b>
Spring washers ...	2	<b>BA21</b>
Locking wire ...	1	<b>BA22</b>
Locking screw ...	1	<b>BA23</b>
Spring washers ...	8	<b>BA24</b>
<b>Cylinder foot studs</b> ...	8	<b>BA25</b>
Plain nuts ...	5	<b>BA26</b>
Barrel nuts ...	3	* <b>BA38</b>
Spring Washer ...	8	<b>BA27</b>
<i>Camshaft front bearing (plain) for BB18</i> ...	1	<b>BA28</b>
<b>Camshaft front bearing (grooved) for BB38</b> ...	1	<b>BA83</b>
Stud ...	1	<b>BA29</b>
Spring washer ...	1	<b>BA30</b>
<b>Camshaft rear bearing</b> ...	1	<b>BA31</b>
Set-screws ...	2	<b>BA32</b>
Spring washers ...	2	<b>BA33</b>
Joint washer ...	1	<b>BA34</b>
Thrust button ...	1	<b>BA35</b>
Packing shims ...	<i>as required</i>	<b>BA36</b>
<b>Oil baffles</b> ...	4	<b>BA37</b>

\* For illustration see page 69.

When ordering parts quote your car number.

Items shown in italics are not used on current models.

# CRANKCASE





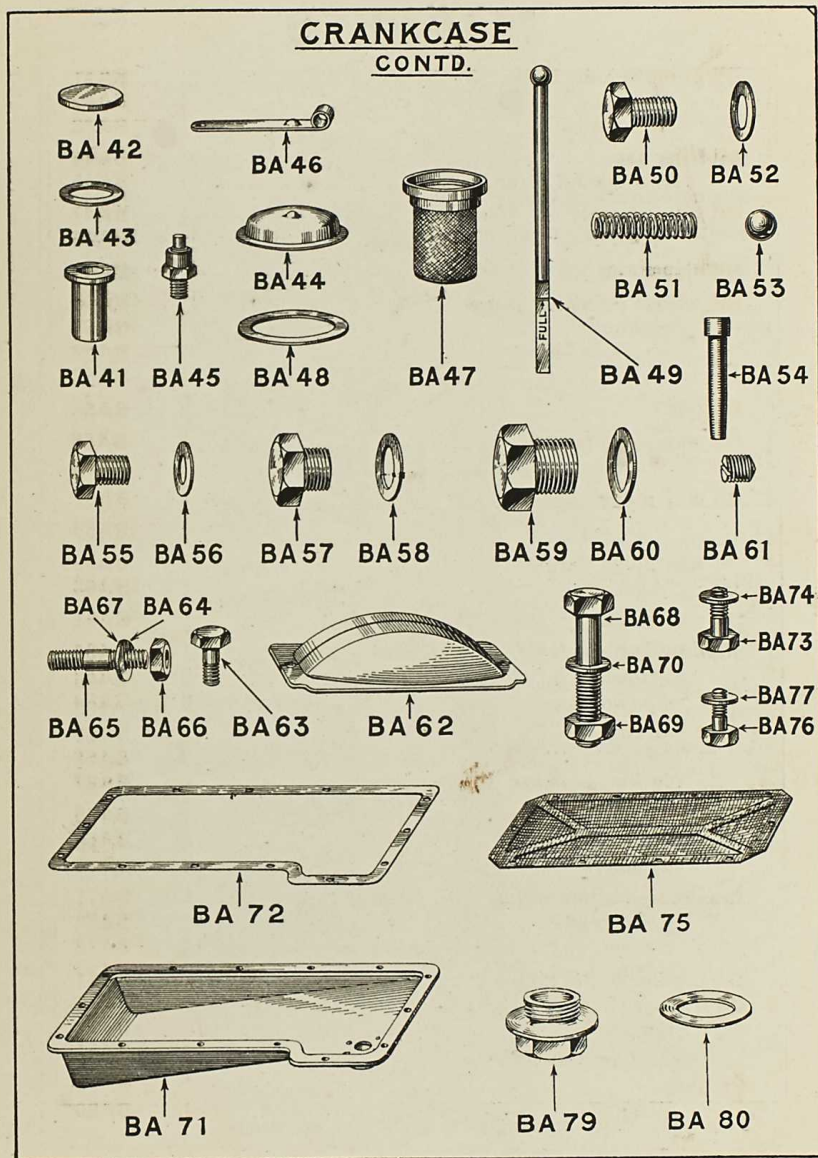
**CRANKCASE, contd.**

DESCRIPTION	Number per Car	Reference Number
<b>Oil pump spindle bush</b> ... ..	1	BA41
Cover ... ..	1	BA42
Joint washer ... ..	1	BA43
<b>Oil filler cap</b> ... ..	1	BA44
Spring and standard ... ..	1	BA45
<b>Oil filler strainer</b> ... ..	1	BA47
Washer ... ..	1	BA48
<b>Oil dipper rod</b> ... ..	1	BA49
<b>Oil release adjusting screw</b> ... ..	1	BA50
Spring ... ..	1	BA51
Valve washer ... ..	1	BA52
Ball ... ..	1	BA53
<b>Oil jets</b> ... ..	2	BA54
<b>Oil way plugs (small)</b> ... ..	2	BA55
Washers ... ..	2	BA56
<b>Oil way plugs (medium)</b> ... ..	1	BA57
Washers ... ..	1	BA58
<b>Oil way plugs (large)</b> ... ..	2	BA59
Washers ... ..	2	BA60
<b>Oil way screws</b> ... ..	2	BA61
<i>Flywheel pit covers</i> ... ..	1 set	BA62
Set-screws ... ..	2	BA63
Spring washers ... ..	2	BA64
<b>Gear box studs</b> ... ..	8	BA65
Nuts ... ..	8	BA66
Spring washers ... ..	8	BA67
<b>Bolts—engine to frame</b> ... ..	4	BA68
Nuts ... ..	4	BA69
Washers ... ..	4	BA70
<b>Crankcase bottom cover, with oil plug flange</b> ... ..	1	BA71
Joint washer ... ..	1	BA72
Set-screws (bottom cover to case) ... ..	14	BA73
Spring washers ... ..	14	BA74
<b>Oil tray, with gauze</b> ... ..	1	BA75
Set-screws ... ..	10	BA76
Spring washers ... ..	10	BA77
<b>Oil plug</b> ... ..	1	BA79
Washer ... ..	1	BA80

When ordering parts quote your car number.

Items shown in italics are not used on current models.

**CRANKCASE  
CONTD.**





## MAGNETO

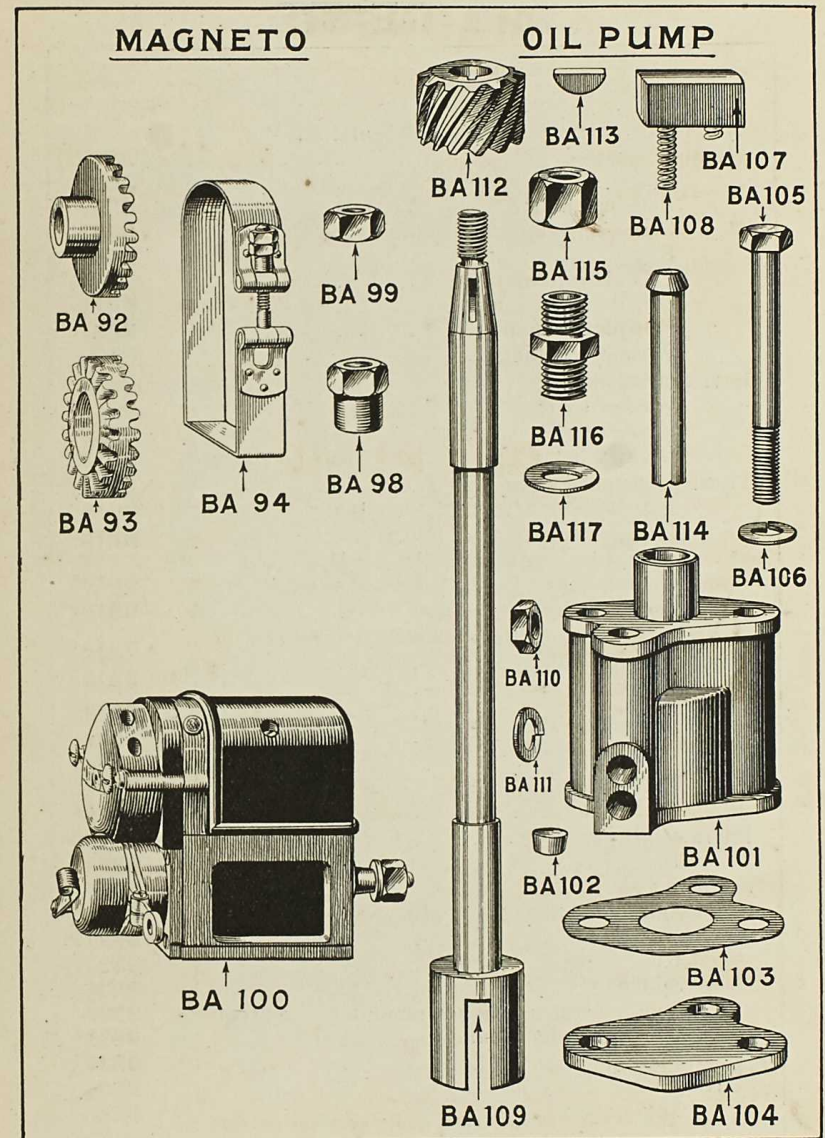
DESCRIPTION	Number per Car	Reference Number
<b>Magneto</b> (state make required) ... ..	1	<b>BA100</b>
<b>Magneto coupling flange</b> ... ..	1	<b>BA92</b>
<b>Magneto coupling ring</b> ... ..	1	<b>BA93</b>
<b>Magneto strap, with swivels and nuts</b> ... ..	1	<b>BA94</b>
Barrel nut ... ..	1	<b>BA98</b>
Locknut ... ..	1	<b>BA99</b>

## OIL PUMP

<b>Oil-pump body</b> ... ..	1	<b>BA101</b>
<b>Plugs</b> ... ..	2	<b>BA102</b>
Joint washer ... ..	1	<b>BA103</b>
<b>Oil pump bottom cover</b> ... ..	1	<b>BA104</b>
Set-screws ... ..	2	<b>BA105</b>
Spring washers ... ..	2	<b>BA106</b>
<b>Oil pump vanes</b> ... ..	2	<b>BA107</b>
Springs ... ..	2	<b>BA108</b>
<b>Oil pump spindle</b> ... ..	1	<b>BA109</b>
Nut ... ..	1	<b>BA110</b>
Washer ... ..	1	<b>BA111</b>
<b>Oil pump gear</b> ... ..	1	<b>BA112</b>
Key ... ..	1	<b>BA113</b>
<b>Oil gauge pipe and nipple</b> ... ..	1	<b>BA114</b>
Nut ... ..	1	<b>BA115</b>
Union (crankcase) ... ..	1	<b>BA116</b>
Washer ... ..	1	<b>BA117</b>

When ordering parts quote your car number.

*Items shown in italics are not used on current models.*



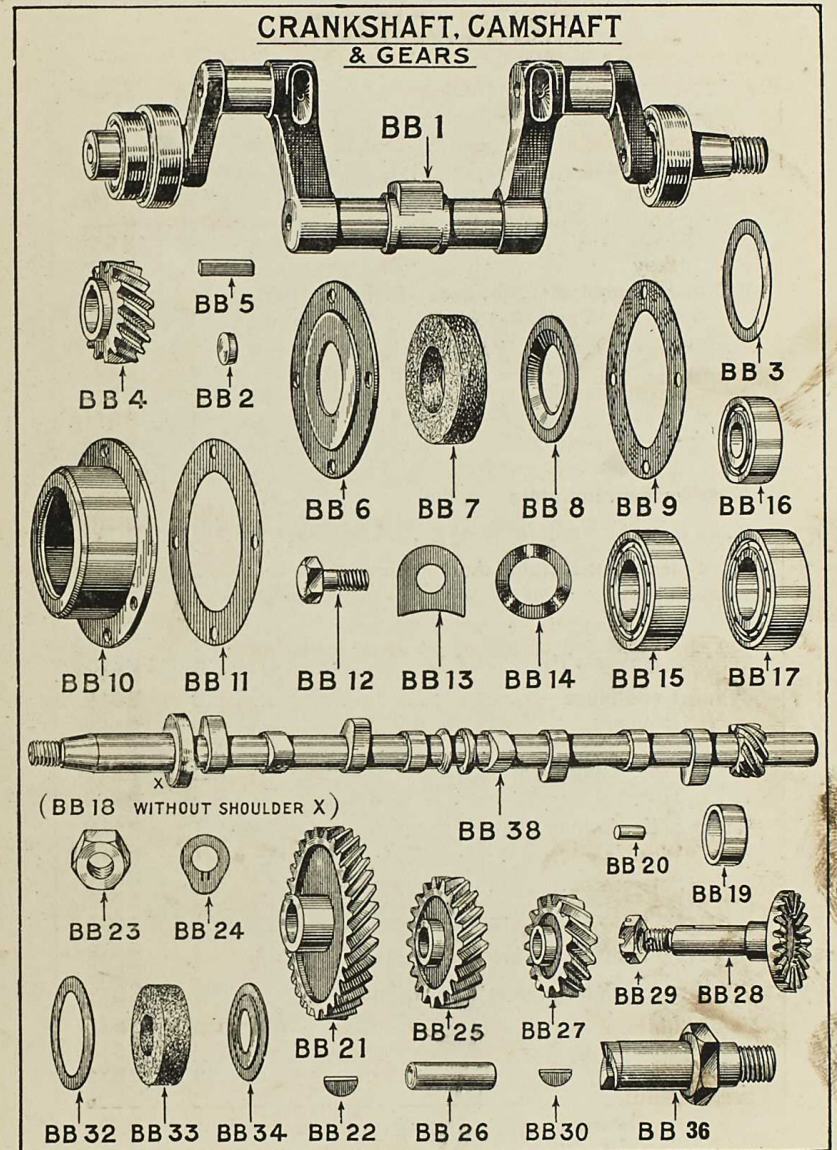


# CRANKSHAFT, CAMSHAFT, and GEARS

DESCRIPTION	Number per Car	Reference Number
<b>Crankshaft, with bearings, BB15 and 17, for main journals-</b>	1	<b>BB1</b>
Plugs	6	<b>BB2</b>
Packing shims	as required	<b>BB3</b>
Gear	1	<b>BB4</b>
Key	1	<b>BB5</b>
Felt plate (large)	1	<b>BB6</b>
Felt (rear)	1	<b>BB7</b>
Felt plate (small)	1	<b>BB8</b>
Washer (packing)	1	<b>BB9</b>
<b>Rear bearing housing</b>	1	<b>BB10</b>
Washer (paper)	1	<b>BB11</b>
Set-screws	4	<b>BB12</b>
Lockwashers	4	<b>BB13</b>
<b>Flywheel distance piece</b>	1	<b>BB14</b>
Ball Bearing $1\frac{1}{8}$ in. $\times$ $2\frac{1}{8}$ in. $\times$ $\frac{1}{8}$ in.	1	<b>BB15</b>
Ball Bearing $\frac{5}{8}$ in. $\times$ $1\frac{1}{8}$ in. $\times$ $\frac{5}{8}$ in.	4	<b>BB16</b>
Roller Bearing $1\frac{1}{8}$ in. $\times$ $2\frac{1}{8}$ in. $\times$ $\frac{1}{8}$ in.	2	<b>BB17</b>
<i>Camshaft (the end thrust of which is taken on thrust button in timing gear case BA5)</i>	1	<b>BB18</b>
<b>Camshaft (the end thrust of which is taken on front bearing BA83)</b>	1	<b>BB38</b>
Roller race	1	<b>BB19</b>
Rollers	9	<b>BB20</b>
Gear	1	<b>BB21</b>
Key	1	<b>BB22</b>
Nut	1	<b>BB23</b>
Lockwasher	1	<b>BB24</b>
<b>Intermediate gear</b>	1	<b>BB25</b>
Pin	1	<b>BB26</b>
<b>Magneto gear</b>	1	<b>BB27</b>
Spindle	1	<b>BB28</b>
Nut	1	<b>BB29</b>
Key	1	<b>BB30</b>
Split-pin	1	<b>BB31</b>
Packing shims (magneto spindle)	as required	<b>BB32</b>
Felt (magneto spindle)	1	<b>BB33</b>
Plate	1	<b>BB34</b>
<b>Starting nut</b>	1	<b>BB36</b>
Lockwasher	1	<b>BB37</b>

When ordering parts quote your car number.

Items shown in italics are not used on current models.





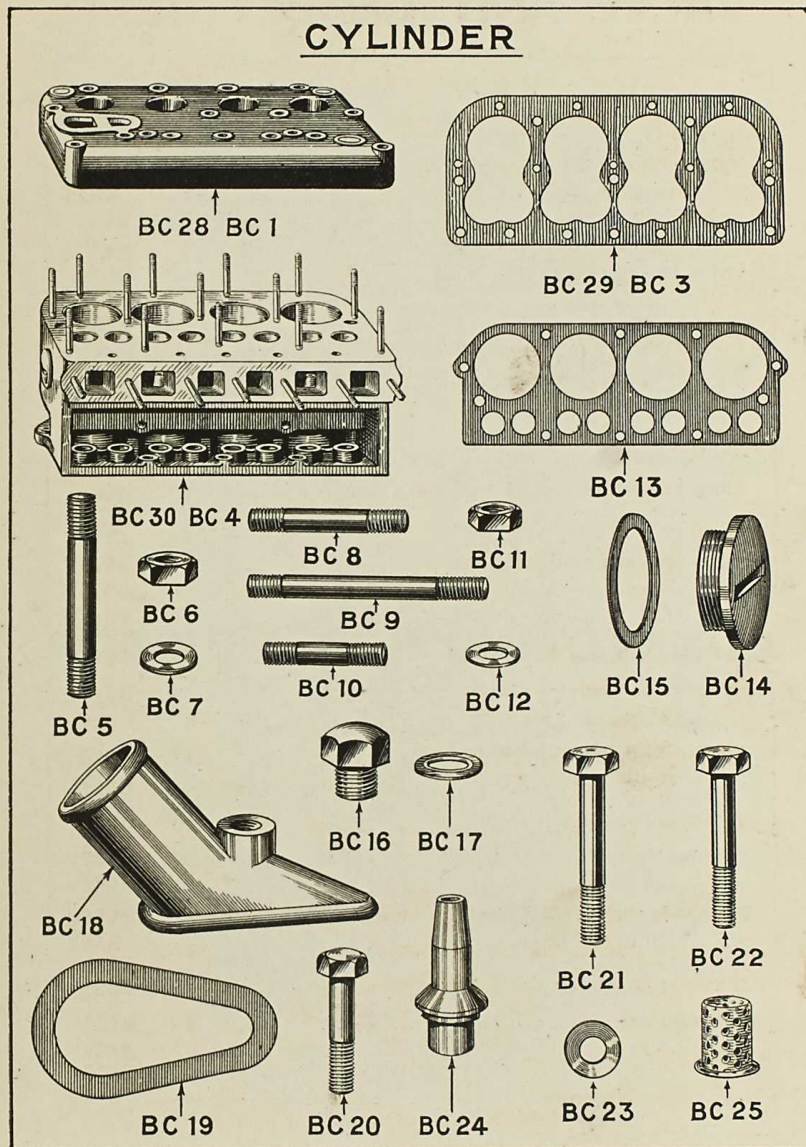
## CYLINDER

DESCRIPTION	Number per Car	Reference Number
<b>Cylinder Head (2.2in. bore)</b> ... ..	1	<b>BC28</b>
Joint washer ... ..	1	<b>BC29</b>
<i>Cylinder Head (2.125 in. bore)</i> ... ..	1	<b>BC1</b>
<i>Joint washer</i> ... ..	1	<b>BC3</b>
<b>Cylinder monobloc (2.2in. bore), including BC5, 8, 9, 10, 14, 15 and 24</b> ... ..	1	<b>BC30</b>
<i>Cylinder monobloc (2.125 bore), including BC5, 8, 9, 10, 14, 15 and 24</i> ... ..	1	<b>BC4</b>
Studs ... ..	14	<b>BC5</b>
Nuts ... ..	14	<b>BC6</b>
Washers ... ..	14	<b>BC7</b>
<b>Studs for exh. manifold (middle)</b> ... ..	1	<b>BC8</b>
<b>Studs for exh. manifold (long)</b> ... ..	4	<b>BC9</b>
<b>Studs for exh. manifold (short)</b> ... ..	2	<b>BC10</b>
Nuts ... ..	7	<b>BC11</b>
Plain washers ... ..	7	<b>BC12</b>
<b>Cylinder foot washer</b> ... ..	1	<b>BC13</b>
<b>Cylinder end plugs</b> ... ..	2	<b>BC14</b>
Washers ... ..	2	<b>BC15</b>
<b>Combustion chamber plugs</b> ... ..	4	<b>BC16</b>
Washers ... ..	4	<b>BC17</b>
<b>Water outlet branch</b> ... ..	1	<b>BC18</b>
Washer ... ..	1	<b>BC19</b>
Set-screw ... ..	1	<b>BC20</b>
<b>Set-screw (water inlet branch), long</b> ... ..	1	<b>BC21</b>
<b>Set-screw (water inlet branch), short</b> ... ..	1	<b>BC22</b>
<b>Washers for water pipe set-screws (fibre)</b> ... ..	3	<b>BC23</b>
<b>Valve guides</b> ... ..	8	<b>BC24</b>
<b>Crankcase breathers</b> ... ..	2	<b>BC25</b>

When ordering parts quote your car number.

Items shown in italics are not used on current models.

## CYLINDER





## VALVE AND TAPPET GEAR

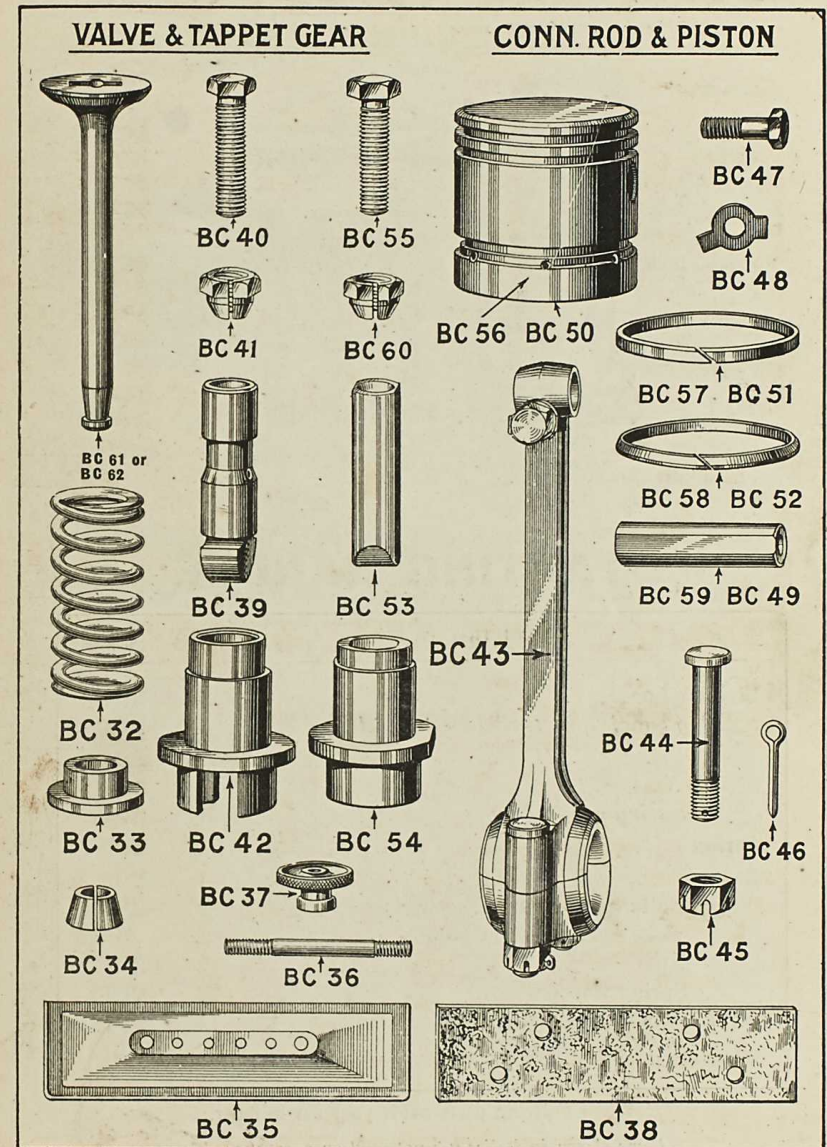
DESCRIPTION	Number per Car	Reference Number
<b>Valve (inlet)</b> ... ..	4	<b>BC61</b>
<b>Valve (exhaust)</b> ... ..	4	<b>BC62</b>
Springs ... ..	8	<b>BC32</b>
Cups ... ..	8	<b>BC33</b>
Split cotters ... ..	8	<b>BC34</b>
<b>Valve spring cover</b> ... ..	1	<b>BC35</b>
Studs ... ..	2	<b>BC36</b>
Nuts ... ..	2	<b>BC37</b>
Washer (cork) ... ..	1	<b>BC38</b>
<i>Tappet plungers</i> ... ..	8	<b>BC39</b>
Screws ... ..	8	<b>BC40</b>
Locknuts ... ..	8	<b>BC41</b>
<i>Tappet guides</i> ... ..	8	<b>BC42</b>
<b>Tappet plungers</b> ... ..	8	<b>BC53</b>
Guides ... ..	8	<b>BC54</b>
Screws ... ..	8	<b>BC55</b>
Locknuts ... ..	8	<b>BC60</b>

## CONNECTING ROD & PISTON

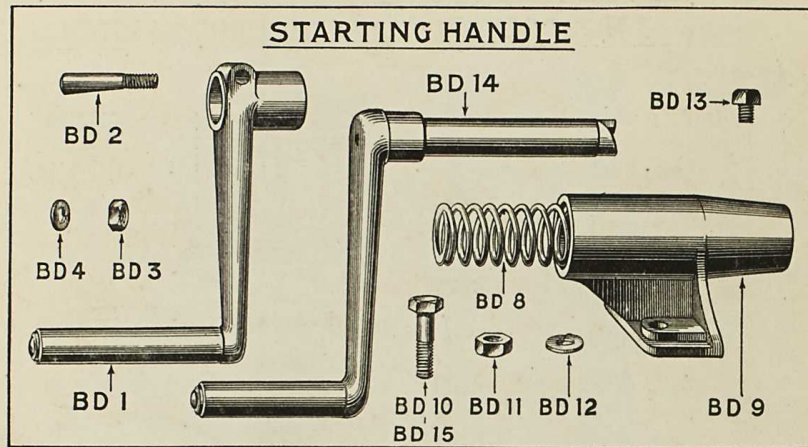
<b>Connecting rod with cap (white metal lined)</b>	4	<b>BC43</b>
including BC44 to 48 ... ..	8	<b>BC44</b>
Bolts ... ..	8	<b>BC45</b>
Nuts ... ..	8	<b>BC46</b>
Split-pins ... ..	8	<b>BC47</b>
<b>Connecting rod clamping pins</b>	4	<b>BC48</b>
Lockwashers ... ..	4	<b>BC49</b>
<b>Pistons for 2.2in. cylinders</b> ... ..	4	<b>BC50</b>
Rings ... ..	8	<b>BC51</b>
Scraper rings ... ..	4	<b>BC52</b>
Gudgeon pins ... ..	4	<b>BC53</b>
<i>Pistons for 2.125in. cylinders</i> ... ..	4	<b>BC54</b>
Rings ... ..	8	<b>BC55</b>
Scraper rings ... ..	4	<b>BC56</b>
Gudgeon pins ... ..	4	<b>BC57</b>

When ordering parts quote your car number.

Items shown in italics are not used on current models.








## STARTING HANDLE

DESCRIPTION	Number per Car	Reference Number
<b>Starting handle</b> .. .. .	1	<b>BD14</b>
<i>Starting handle for Brooklands model</i> .. .. .	1	<b>BD1</b>
<i>Cotter</i> .. .. .	1	<b>BD2</b>
<i>Nut</i> .. .. .	1	<b>BD3</b>
<i>Spring washer</i> .. .. .	1	<b>BD4</b>
<b>Spring</b> .. .. .	1	<b>BD8</b>
<b>Bracket</b> .. .. .	1	<b>BD9</b>
Bolts (with shock absorbers) .. .. .	2	<b>BD10</b>
Bolts (without shock absorbers) .. .. .	2	<b>BD15</b>
Nuts .. .. .	2	<b>BD11</b>
Spring washers .. .. .	2	<b>BD12</b>
Square head set-screws .. .. .	1	<b>BD13</b>
Peg for starting handle .. .. .	1	<b>BD16</b>

When ordering parts quote your car number.

*Items shown in italics are not used on current models.*



<b>Fan</b> .. .. .	1	<b>BD21</b>
Joint Washer .. .. .	1	<b>BD22</b>
Bolts .. .. .	2	<b>BD23</b>
Fibre Washers .. .. .	2	<b>BD24</b>
<b>Fan bearing, including BD49 and 50</b> .. .. .	1	<b>BD25</b>
Driving pulley .. .. .	1	<b>BD26</b>
Split taper pin .. .. .	1	<b>BD27</b>
<b>Spindle</b> .. .. .	1	<b>BD28</b>
Bush (short) .. .. .	1	<b>BD49</b>
Bush (long) .. .. .	1	<b>BD50</b>
Washer .. .. .	1	<b>BD29</b>
Thrust washer .. .. .	1	<b>BD30</b>
Nut .. .. .	1	<b>BD31</b>
Split-pin .. .. .	2	<b>BD32</b>
Felt ring .. .. .	1	<b>BD33</b>
Clamping pin .. .. .	1	<b>BD33</b>
Nut .. .. .	1	<b>BD68</b>
Washer .. .. .	1	<b>BD69</b>
<b>Bracket</b> .. .. .	1	<b>BD34</b>
Studs .. .. .	2	<b>BD35</b>
Nuts .. .. .	2	<b>BD36</b>
Spring washers .. .. .	2	<b>BD37</b>
<i>Grease gun nipple</i> .. .. .	1	<b>BD38</b>
Grease gun nipple (conical type) .. .. .	1 *	<b>BX1</b>
<b>Belt</b> .. .. .	1	<b>BD39</b>

\*For illustration see page 69

When ordering parts quote your car number.

*Items shown in italics are not used on current models.*



## RADIATOR

DESCRIPTION	Number per Car	Reference Number
<b>Radiator (complete)</b> ... ..	1	<b>BD41</b>
Radiator cap ... ..	1	<b>BD40</b>
<b>Water outlet connection</b> ... ..	1	<b>BD42</b>
<b>Water inlet connection</b> ... ..	1	<b>BD43</b>
Clips ... ..	4	<b>BD44</b>
<b>Drain tap</b> ... ..	1	<b>BD45</b>
Joint washer ... ..	1	<b>BD46</b>
<b>Water inlet branch (on cylinder)</b> ... ..	1	<b>BD47</b>
Washer... ..	1	<b>BD48</b>

## WIRING

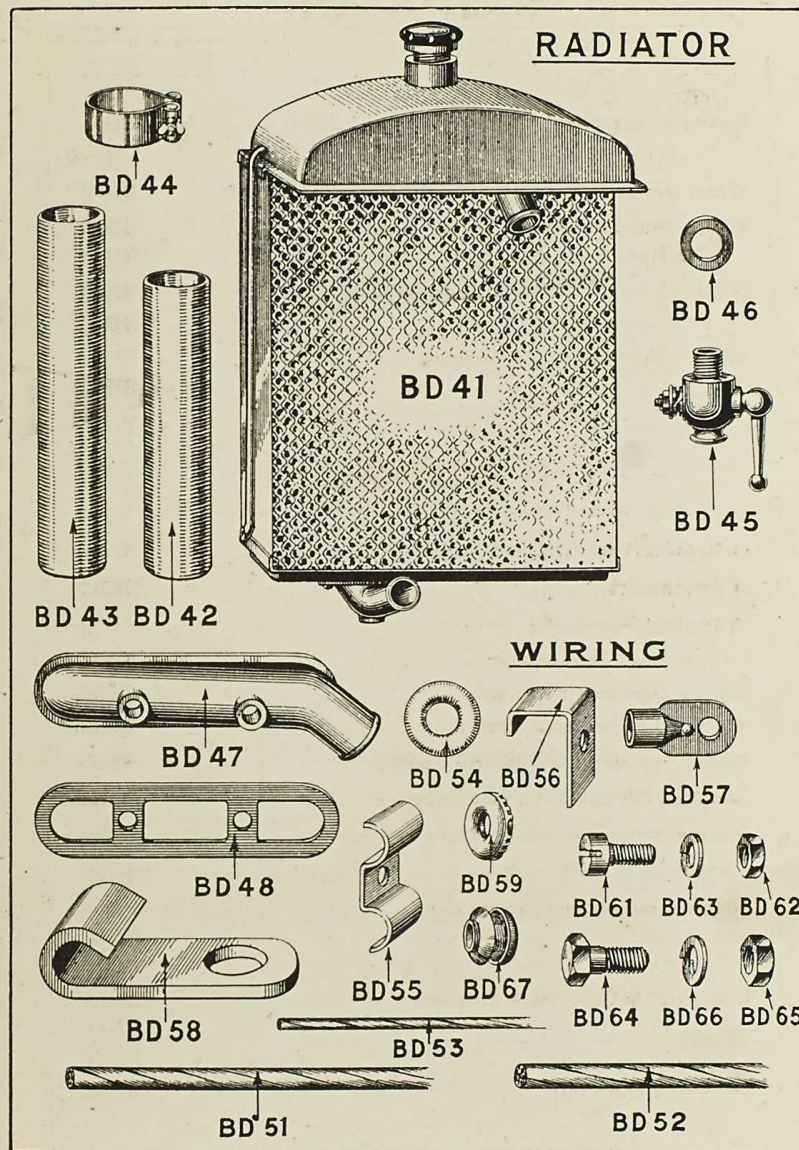
<b>H.T. cable Nos. 1, 2, and 3</b> ... ..	3	<b>BD51</b>
<b>H.T. cable No. 4</b> ... ..	1	<b>BD52</b>
<b>Wire (magneto to mg. switch)</b> ... ..	1	<b>BD53</b>
<b>Rubber rings (H.T. cables)</b> ... ..	2	<b>BD54</b>
<b>Wiring clips on fitch plate</b> ... ..	2	<b>BD55</b>
<b>Wiring clips for door front pillar</b> ... ..	2	<b>BD56</b>
<b>Chater Lea terminals for H.T. cables</b> ... ..	4	<b>BD57</b>
<b>Terminal for cable (battery to frame)</b> ... ..	1	<b>BD58</b>
<b>Ferrules complete (battery connections)</b> ... ..	2	<b>BD59</b>
<b>Earth wire in switchboard</b> ... ..	1	<b>BD60</b>
<b>Cheese-head screws (wiring clip)</b> ... ..	2	<b>BD61</b>
Nuts ... ..	2	<b>BD62</b>
Spring washers ... ..	2	<b>BD63</b>
<b>Bolt (clip, battery cable to frame)</b> ... ..	1	<b>BD64</b>
Nut ... ..	1	<b>BD65</b>
Spring washer ... ..	1	<b>BD66</b>
<b>Cable bush and nut</b> ... ..	3	<b>BD67</b>

Also see page 17.

When ordering parts quote your car number.

Items shown in italics are not used on current models.

## RADIATOR




## WIRING



**WIRING, contd.**

DESCRIPTION	Number per Car	Reference Number
<b>Cables—</b>		
Horn to instrument board ... ..	1	<b>BD71</b>
Battery to switchboard, including BD87	1	<b>BD72</b>
Dynamo to switchboard, including BD88	1	<b>BD73</b>
Switchboard to cut-out ... ..	1	<b>BD74</b>
Switchboard to nearside light ... ..	1	<b>BD75</b>
Switchboard to offside light ... ..	1	<b>BD76</b>
Switchboard to rear light ... ..	1	<b>BD77</b>
Battery to starter switch, including BD85, 94 and 95 ... ..	1	<b>BD78</b>
Starter to starter switch, including BD84 and 94 ... ..	1	<b>BD79</b>
Battery to frame, including BD86 and 96	1	<b>BD80</b>
<b>Felt strip (wires from switchboard)</b> ... ..	1	<b>BD81</b>
<b>Felt strip (wires from switchboard)</b> ... ..	1	<b>BD82</b>
<b>Clip for starter cable</b> ... ..	1	<b>BD83</b>
<b>Terminals for starter—</b>		
Switch to starter ... ..	2	<b>BD84</b>
On starter switch ... ..	1	<b>BD85</b>
Earth wire to frame ... ..	1	<b>BD86</b>
Switch to battery on battery terminal ...	1	<b>BD87</b>
<b>Terminal dynamo to switchboard</b> ... ..	2	<b>BD88</b>
<b>Clamp lug terminal for battery (positive)</b> ...	1	<b>BD95</b>
"    "    "    (negative) ... ..	1	<b>BD96</b>
<b>Earth wire—switchboard to oil gauge pipe</b> ...	1	<b>BD89</b>
Clip ... ..	1	<b>BD90</b>
Bolt ... ..	1	<b>BD91</b>
Nut ... ..	1	<b>BD92</b>
Spring washer ... ..	1	<b>BD93</b>
<b>Rubber ferrules for starter switch cables</b> ..	3	<b>BD94</b>

When ordering parts quote your car number.  
*Items shown in italics are not used on current models.*



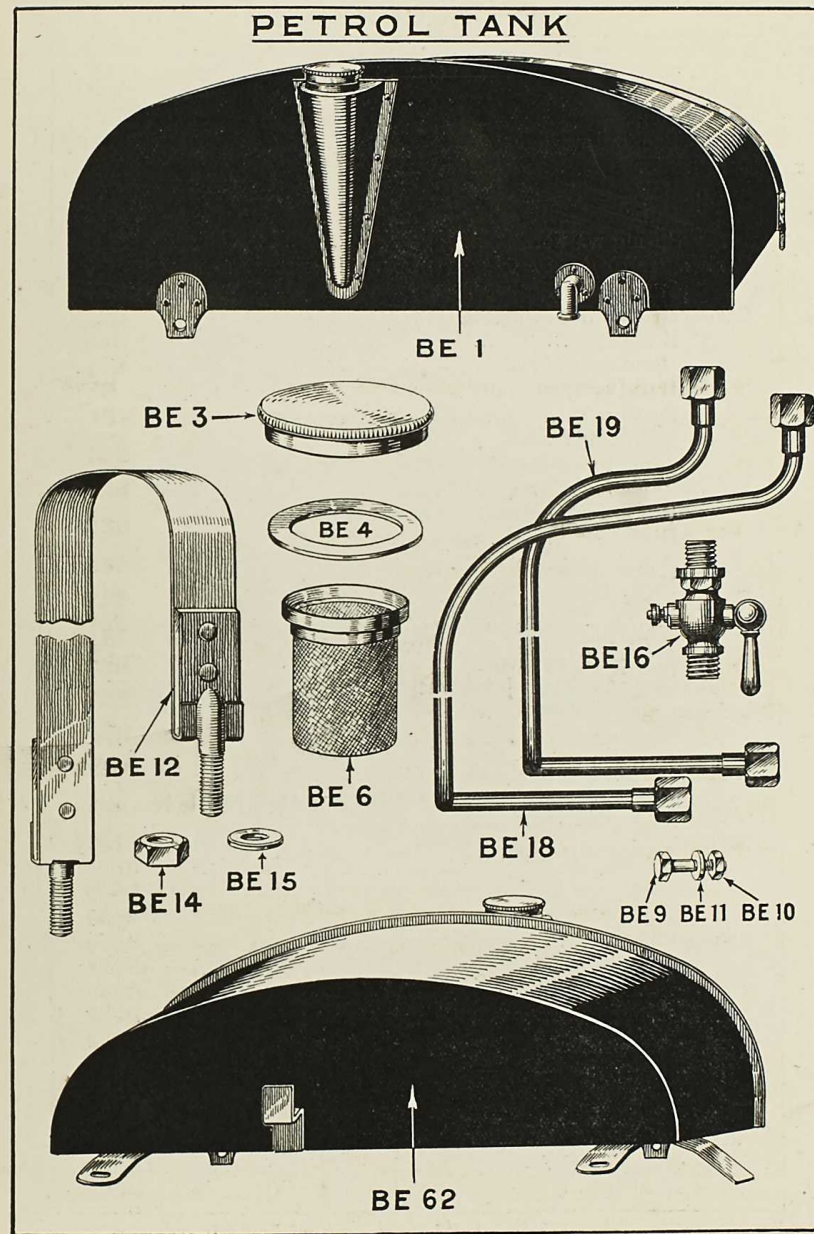


## PETROL TANK

DESCRIPTION	Number per Car	Reference Number
<b>Petrol tank (complete), including BE3, 4 and 6 ...</b>	1	<b>BE62</b>
<i>Petrol tank (complete), including BE3, 4 and 6 ...</i>	1	<b>BE1</b>
Cap ... ..	1	<b>BE3</b>
Washer ... ..	1	<b>BE4</b>
<b>Petrol tank strainer</b> ... ..	1	<b>BE6</b>
Bolts for petrol tank lugs ... ..	2	<b>BE9</b>
Nuts ,, ,, ... ..	2	<b>BE10</b>
Washers,, ,, ... ..	2	<b>BE11</b>
<i>Petrol tank strap, with screwed ends</i> ... ..	1	<b>BE12</b>
Nut ... ..	2	<b>BE14</b>
Washer ... ..	2	<b>BE15</b>
<b>Petrol tap</b> ... ..	1	<b>BE16</b>
<i>Petrol pipe, with nipples</i> ... ..	1	<b>BE18</b>
<b>Petrol pipe, with nipples</b> ... ..	1	<b>BE19</b>

When ordering parts quote your car number.

Items shown in italics are not used on current models.





### EXHAUST MANIFOLD INDUCTION PIPE AND CARBURETTER

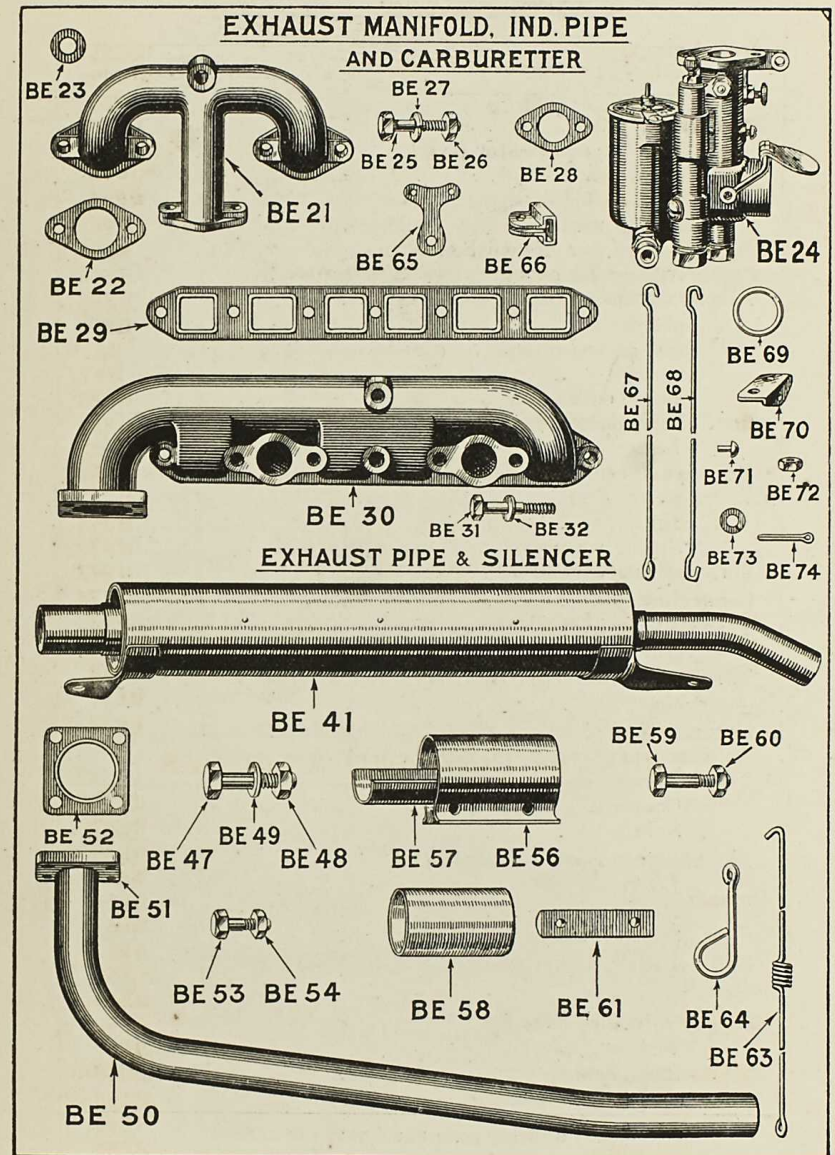
DESCRIPTION	Number per Car	Reference Number
<b>Induction pipe</b> ... ..	1	<b>BE21</b>
Joint washers ... ..	2	<b>BE22</b>
Packing washer ... ..	1	<b>BE23</b>
<b>Carburetter</b> ... ..	1	<b>BE24</b>
Bolts ... ..	2	<b>BE25</b>
Nuts ... ..	2	<b>BE26</b>
Spring washers ... ..	2	<b>BE27</b>
<i>Carburetter air flap control rod (from radiator cowl)</i> ... ..	1	<b>BE63</b>
<i>Catch</i> ... ..	1	<b>BE64</b>
<b>Carburetter air flap swinging link (control from dash)</b> ... ..	1	<b>BE65</b>
Bracket ... ..	1	<b>BE66</b>
<i>Hand control rod</i> ... ..	1	<b>BE67</b>
Hand control rod ... ..	1	<b>BE76</b>
Ferrule ... ..	1	<b>BE77</b>
Main control rod ... ..	1	<b>BE68</b>
Ring for control ... ..	1	<b>BE69</b>
<i>Guide for instrument board</i> ... ..	1	<b>BE70</b>
Guide for instrument board ... ..	1	<b>BE78</b>
Rivet ... ..	2	<b>BE71</b>
Bolt ... ..	1	<b>BE75</b>
Nut ... ..	1	<b>BE72</b>
Spring washer ... ..	1	<b>BE73</b>
Split pin ... ..	1	<b>BE74</b>
<b>Carburetter joint washer</b> ... ..	1	<b>BE28</b>
<b>Induction and exhaust joint washer</b> ... ..	1	<b>BE29</b>
<b>Exhaust manifold</b> ... ..	1	<b>BE30</b>
Set-screw ... ..	1	<b>BE31</b>
Spring washer ... ..	1	<b>BE32</b>

### EXHAUST PIPE AND SILENCER

<b>Silencer</b> ... ..	1	<b>BE41</b>
Bolts ... ..	2	<b>BE47</b>
Nuts ... ..	2	<b>BE48</b>
Spring washers ... ..	2	<b>BE49</b>
<b>Exhaust pipe</b> ... ..	1	<b>BE50</b>
Flange ... ..	1	<b>BE51</b>
Washer ... ..	1	<b>BE52</b>
Bolts ... ..	4	<b>BE53</b>
Nuts ... ..	4	<b>BE54</b>
<b>Silencer inlet pipe clips</b> ... ..	2	<b>BE56</b>
Strip ... ..	1	<b>BE57</b>
<b>Silencer clip packing</b> ... ..	1	<b>BE58</b>
<b>Silencer clip bolts</b> ... ..	2	<b>BE59</b>
Nuts ... ..	2	<b>BE60</b>
Washers ... ..	2	<b>BE61</b>

When ordering parts quote your car number.

*Items shown in italics are not used on current models.*



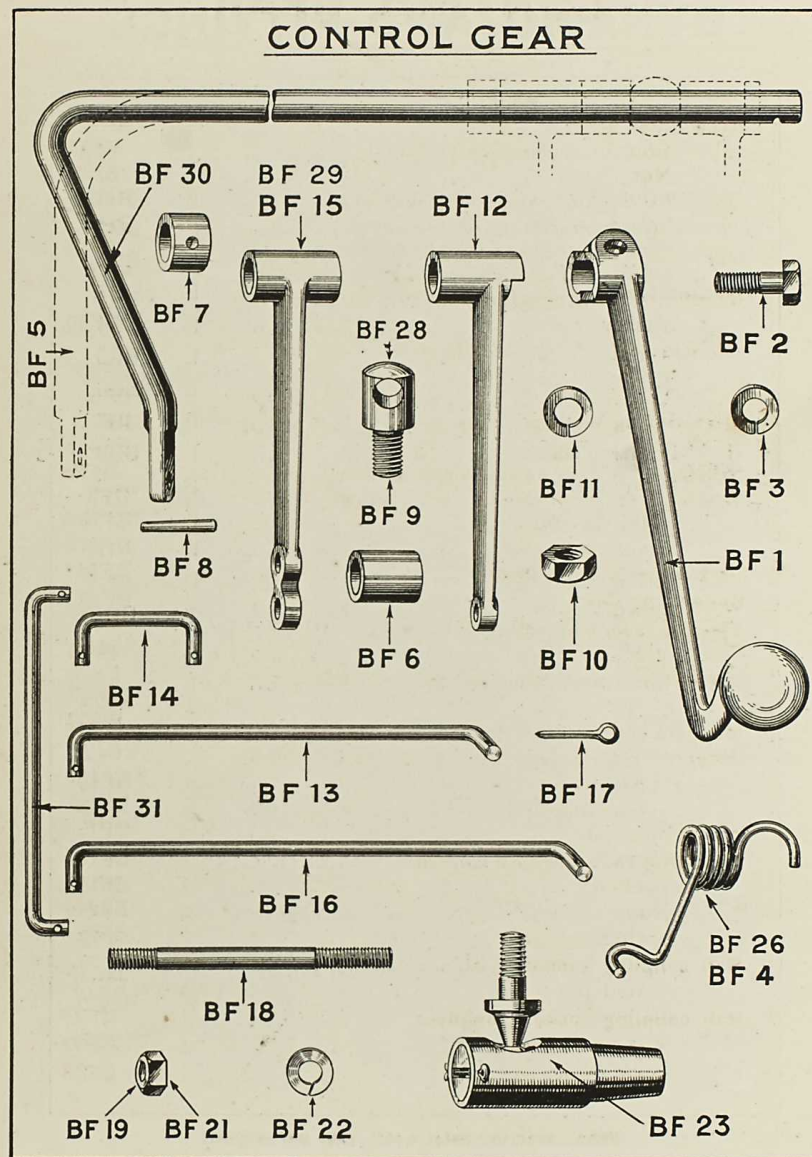


## CONTROL GEAR

DESCRIPTION	Number per Car	Reference Number
<b>Accelerator pedal</b> ... ..	1	<b>BF1</b>
Bolt for accelerator pedal ... ..	1	<b>BF34</b>
Nut ... ..	1	<b>BF35</b>
<i>Set-pin for accelerator pedal</i> ... ..	1	<b>BF2</b>
Spring washer ... ..	1	<b>BF3</b>
Spring, for cars with electric starter ... ..	1	<b>BF26</b>
<i>Spring, for cars without electric starter</i> ... ..	1	<b>BF4</b>
<b>Accelerator control spindle</b> , for cars with electric starter ... ..	1	<b>BF30</b>
<i>Accelerator control spindle, for cars without electric starter</i> ... ..	1	<b>BF5</b>
Loose collar ... ..	1	<b>BF6</b>
<b>Control spindle collar</b> ... ..	1	<b>BF7</b>
Peg ... ..	1	<b>BF8</b>
<b>Bearings</b> , for cars with electric starter... ..	2	<b>BF28</b>
<i>Bearings, for cars without electric starter</i> ... ..	2	<b>BF9</b>
Nuts ... ..	2	<b>BF10</b>
Spring washers ... ..	2	<b>BF11</b>
<b>Carburettor control lever</b> ... ..	1	<b>BF12</b>
<b>Connecting link</b> ... ..	1	<b>BF13</b>
<b>Throttle lever connecting link</b> , for cars with electric starter ... ..	1	<b>BF31</b>
<i>Throttle lever connecting link, for cars without electric starter</i> ... ..	1	<b>BF14</b>
<b>Magneto control lever for B.L.I.C. magneto</b> ... ..	1	<b>BF29</b>
<i>Magneto control lever for M-L. and Scintilla magnetos</i> ... ..	1	<b>BF15</b>
Connecting link ... ..	1	<b>BF16</b>
Split-pins ... ..	6	<b>BF17</b>
<b>Adjusting rod (magneto control)</b> ... ..	1	<b>BF18</b>
Locknut ... ..	1	<b>BF19</b>
Nuts ... ..	2	<b>BF21</b>
Spring washers ... ..	2	<b>BF22</b>
<b>Ball coupling socket</b> , with screw, ball pin and split pin ... ..	1 per set	<b>BF23</b>
<b>Ball coupling socket (magneto)</b> ... ..	1	<b>BF27</b>
Nut for ball pin ... ..	1	<b>BF32</b>
Spring washer ... ..	1	<b>BF33</b>

When ordering parts quote your car number.  
 Items shown in italics are not used on current models.

## CONTROL GEAR






## DYNAMO AND FITTINGS

DESCRIPTION	Number per Car	Reference Number
<b>Dynamo</b> (for cars with electric starter) ...	1	<b>BG29</b>
<i>Dynamo</i> (for cars without electric starter) ...	1	<b>BG1</b>
<b>Gear</b> ...	1	<b>BG2</b>
<b>Dynamo casing</b> ...	1	<b>BG3</b>
Washer ...	1	<b>BG4</b>
Stud ...	1	<b>BG5</b>
Nut ...	1	<b>BG6</b>
Spring washer ...	1	<b>BG7</b>
Locating screw ...	1	<b>BG8</b>
Bennett oiler ...	1	<b>BG9</b>
Clamping bolt ...	1	<b>BG10</b>
Nut ...	1	<b>BG11</b>
Spring washer ...	1	<b>BG12</b>
Housing (including felt and inner housing)	1	<b>BG14</b>
Rivets ...	2	<b>BG16</b>
<b>Battery for cars with electric starter</b> ...	1	<b>BG30</b>
<b>Switchboard</b> ...	1	<b>BG82</b>
<i>Switchboard</i> ...	1	<b>BG17</b>
<b>Cut-out (Lucas)</b> ...	1	<b>BG81</b>
<i>Cut-out (C. A. V.)</i> ...	1	<b>BG18</b>
<b>Battery, type 6T.W.9.</b> For cars with electric starter ...	1	<b>BG80</b>
<i>Battery, type 6.X.W.2.</i> For cars with electric starter ...	1	<b>BG30</b>
<i>Battery, type M.C.R.6.</i> For cars without starter ...	1	<b>BG30</b>
<i>Magneto switch</i> ...	1	<b>BG22</b>
<b>Oil indicator</b> ...	1	<b>BG26</b>

When ordering parts quote your car number.

Items shown in italics are not used on current models.

## DYNAMO & FITTINGS






## LAMPS, HORNS, etc.

DESCRIPTION	Number per Car	Reference Number
<b>Side lamps (Lucas)</b> ... ..	2	<b>BG86</b>
<i>Side lamps (Howes and Burley)</i> ... ..	2	<b>BG85</b>
<i>Side lamps (C. A. V.), type A.P.</i> ... ..	2	<b>BG32</b>
<i>Side lamps (C. A. V.), type F.W.P.</i> ... ..	2	<b>BG20</b>
<i>Side lamps (C. A. V.), type A.C.P.</i> ... ..	2	<b>BG31</b>
<b>Rear lamp (Lucas)</b> ... ..	1	<b>BG87</b>
<i>Rear lamp (C. A. V.)</i> ... ..	1	<b>BG33</b>
<b>Starter switch (Lucas)</b> ... ..	1	<b>BG88</b>
<b>Electric horn (Rist)</b> ... ..	1	<b>BG83</b>
Bracket ... ..	1	<b>BG84</b>
<i>Electric horn (Benjamin)</i> ... ..	1	<b>BG23</b>
Bracket ... ..	1	<b>BG24</b>
Button ... ..	1	<b>BG25</b>

When ordering parts quote your car number.

Items shown in italics are not used on current models.

## LAMPS, HORNS ETC.



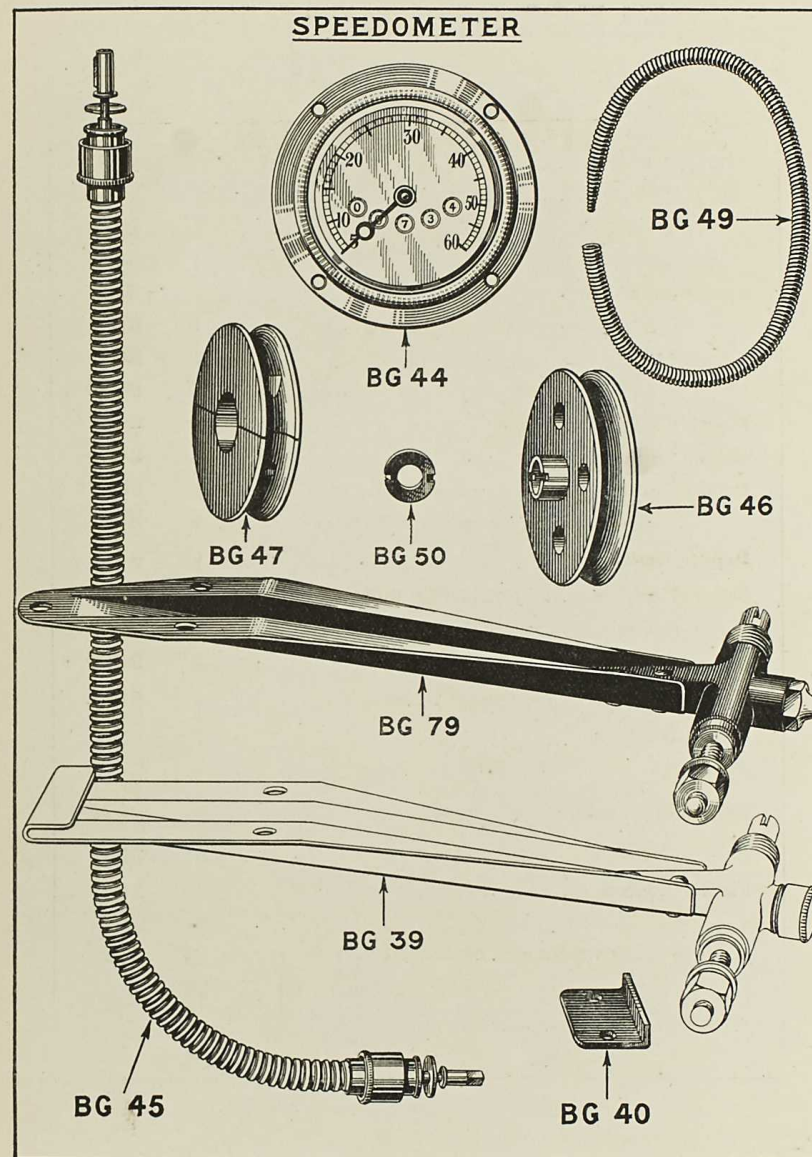


## SPEEDOMETER

DESCRIPTION	Number per Car	Reference Number
<b>Speedometer clock</b> ... ..	1	<b>BG44</b>
Screw (clock to instrument board) ...	4	<b>BG36</b>
Nut ... ..	4	<b>BG37</b>
Spring washer ... ..	4	<b>BG38</b>
<b>Flexible drive, complete</b> ... ..	1	<b>BG45</b>
<b>Driven pulley</b> ... ..	1	<b>BG46</b>
<b>Driving pulley (split)</b> ... ..	1	<b>BG47</b>
Screws securing split pulley ... ..	2	<b>BG48</b>
<b>Driving belt</b> ... ..	1	<b>BG49</b>
<b>Bracket and bearing for driven pulley</b> ...	1	<b>BG79</b>
<i>Bracket and bearing for driven pulley</i> ...	1	<b>BG39</b>
Key washer ... ..	1	<b>BG50</b>
Spring washer ... ..	1	<b>BG51</b>
Nut ... ..	1	<b>BG52</b>
<i>Clamping plate...</i> ... ..	1	<b>BG40</b>
Bolt (bracket to frame) ... ..	3	<b>BG41</b>
Nut ... ..	3	<b>BG42</b>
Spring washer ... ..	3	<b>BG43</b>

When ordering parts quote your car number.

*Items shown in italics are not used on current models.*







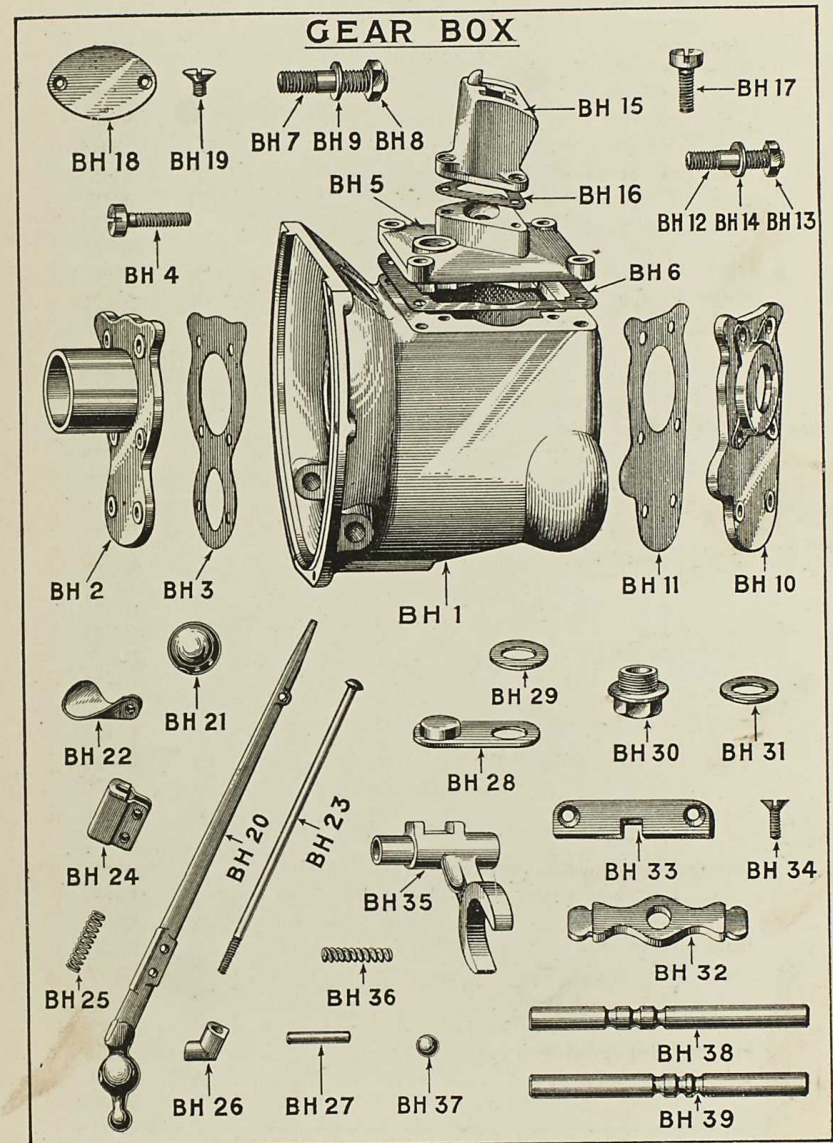


## GEAR BOX

DESCRIPTION	Number per Car	Reference Number
<b>Gear box</b> ... ..	1	<b>BH1</b>
Front cover ... ..	1	<b>BH2</b>
Washer ... ..	1	<b>BH3</b>
Screws ... ..	6	<b>BH4</b>
Packing washer ... ..	1	<b>BH45</b>
<b>Gear box top cover</b> ... ..	1	<b>BH5</b>
Joint washer ... ..	1	<b>BH6</b>
Studs ... ..	4	<b>BH7</b>
Nuts ... ..	4	<b>BH8</b>
Spring washers ... ..	4	<b>BH9</b>
<b>Gear box rear cover</b> ... ..	1	<b>BH10</b>
Joint washer ... ..	1	<b>BH11</b>
Studs ... ..	6	<b>BH12</b>
Nuts ... ..	6	<b>BH13</b>
Spring washers ... ..	6	<b>BH14</b>
<b>Change-speed gate</b> ... ..	1	<b>BH15</b>
Joint washer ... ..	1	<b>BH16</b>
Screws ... ..	3	<b>BH17</b>
<b>Gear box inspection cover</b> ... ..	1	<b>BH18</b>
Screws ... ..	2	<b>BH19</b>
<b>Change-speed lever</b> ... ..	1	<b>BH20</b>
Knob ... ..	1	<b>BH21</b>
Reverse trigger ... ..	1	<b>BH22</b>
Rod ... ..	1	<b>BH23</b>
Bracket ... ..	1	<b>BH24</b>
Spring ... ..	1	<b>BH25</b>
Catch ... ..	1	<b>BH26</b>
Peg ... ..	1	<b>BH27</b>
<b>Cover for drain hole</b> ... ..	1	<b>BH28</b>
Washer ... ..	1	<b>BH29</b>
<b>Oil plugs</b> ... ..	2	<b>BH30</b>
Washer ... ..	2	<b>BH31</b>
<b>Change-speed selector arm</b> ... ..	1	<b>BH32</b>
Fulcrum plates ... ..	2	<b>BH33</b>
Screws ... ..	4	<b>BH34</b>
<b>Gear change fork</b> ... ..	2	<b>BH35</b>
Spring ... ..	2	<b>BH36</b>
Ball... ..	2	<b>BH37</b>
<b>1st speed and reverse fork rod</b> ... ..	1	<b>BH38</b>
<b>2nd and 3rd speed fork rod</b> ... ..	1	<b>BH39</b>
Packing shims ... ..	4	<b>BH40</b>
Ditto ... ..	1	<b>BH41</b>

When ordering parts quote your car number.

Items shown in italics are not used on current models.



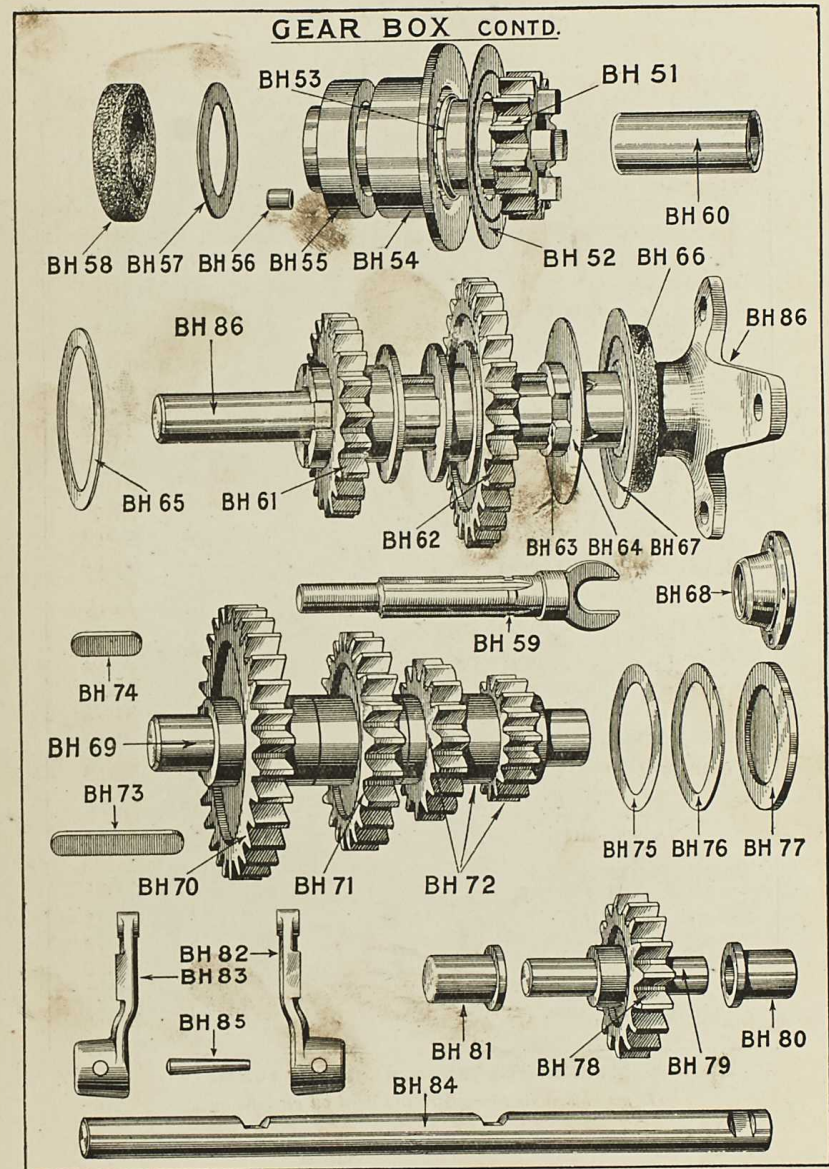


**GEAR BOX, Contd.**

DESCRIPTION	Number per Car	Reference Number
<b>Bearings, journal</b>		
For 1st motion shaft $1\frac{1}{4}$ in. $\times$ $2\frac{3}{4}$ in. $\times$ $\frac{1}{16}$ in.	1	BH42
For 3rd motion shaft 1 in. $\times$ $2\frac{1}{2}$ in. $\times$ $\frac{3}{16}$ in.	1	BH43
For lay shaft 2 in. $\times$ $\frac{3}{4}$ in. $\times$ $\frac{1}{16}$ in.	2	BH44
<b>1st motion shaft, including BH 60</b>	1	*BH51
Grub screw	1	BH50
Oil thrower	1	BH52
Ring	1	BH53
<b>Distance piece</b>	1	BH54
<b>Roller race (outer ring only)</b>	1	BH55
Rollers	17	BH56
Washer	1	BH57
Felt ring	1	BH58
<b>3rd motion shaft, for use with BP28</b>	1	BH86
<i>Ditto, with ball joint, for use with BP1 or 30</i>	1	BH59
Bush	1	BH60
<b>Sliding 2nd speed wheel</b>	1	BH61
Sliding wheel	1	BH62
Ring	1	BH63
Bearing washer	1	BH64
Packing shims	3 or as required	BH65
Felt ring	1	BH66
Plate	1	BH67
<i>Front universal joint cover</i>	1	BH68
<b>Layshaft</b>	1	BH69
Constant mesh wheel	1	*BH70
2nd speed wheel	1	BH71
<b>1st speed wheel</b>	1	BH72
Key (long)	1	BH73
Key (short)	1	BH74
Packing shims	4 or as required	BH75
Packing shims	1 or as required	BH76
Distance piece	1	BH77
<b>Reverse wheel</b>	1	BH78
Spindle	1	BH79
Bush (short)	1	BH80
Bush (long)	1	BH81
<b>Clutch withdrawal lever, near</b>	1	BH82
<i>Ditto, off</i>	1	BH83
Pedal spindle	1	BH84
Taper pin	2	BH85
Packing washer	4	BH87
Packing washer	2	BH88

When ordering parts quote your car number.  
 Items shown in italics are not used on current models. \* Only supplied together.

A4 5549





# CLUTCH

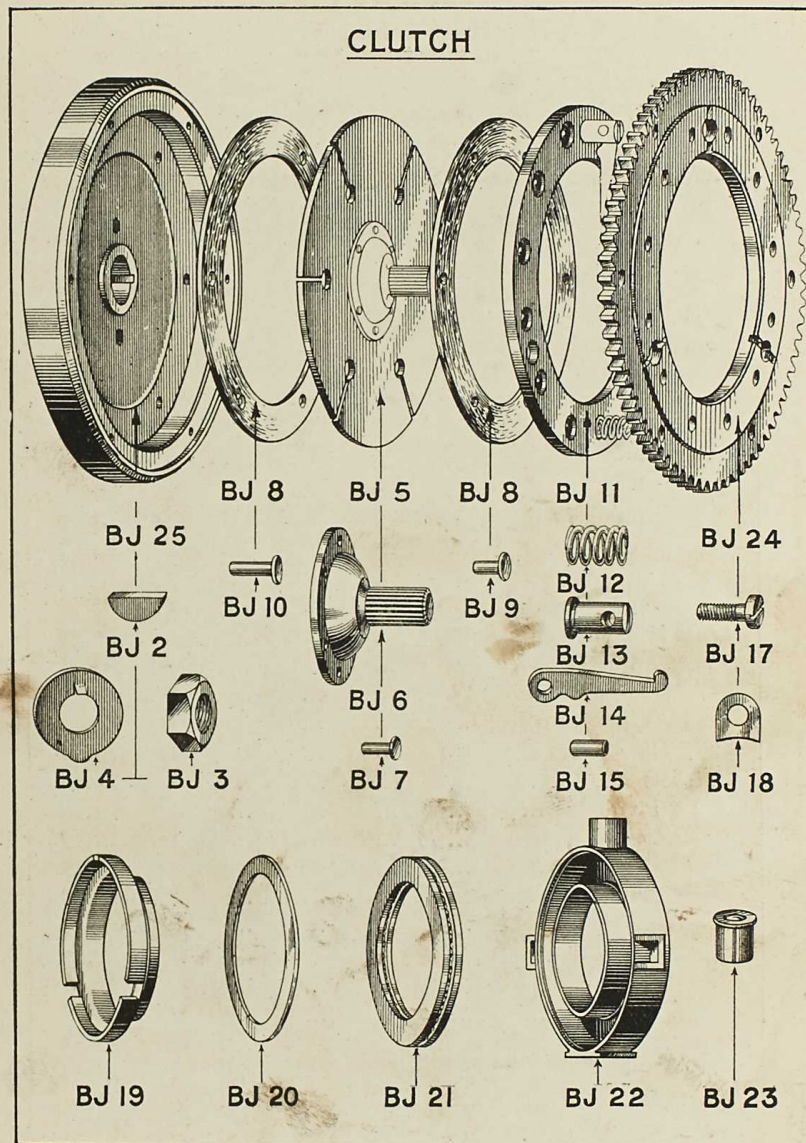
## Section B J.

DESCRIPTION	Number per Car	Reference Number
<b>Flywheel, for cars with electric or mechanical starter</b>	1	<b>BJ25</b>
<i>Flywheel, for cars without starter</i>	1	<b>BJ1</b>
Key	1	<b>BJ2</b>
Nut	1	<b>BJ3</b>
Lockwasher	1	<b>BJ4</b>
<b>Clutch disc</b>	1	<b>BJ5</b>
Centre	1	<b>BJ6</b>
Rivets	6	<b>BJ7</b>
<b>Clutch plates</b>	2	<b>BJ8</b>
Flat head rivets ( $\frac{5}{16}$ in. long)	6	<b>BJ9</b>
Flat head rivet ( $\frac{9}{16}$ in. long)	6	<b>BJ10</b>
<b>Clutch withdrawal plate</b>	1	<b>BJ11</b>
Springs	12	<b>BJ12</b>
Pins	3	<b>BJ13</b>
Lever	3	<b>BJ14</b>
Pegs	3	<b>BJ15</b>
<b>Cover, for cars with starters</b>	1	<b>BJ24</b>
<i>Cover, for cars without starters</i>	1	<b>BJ16</b>
Set-screws	6	<b>BJ17</b>
Lockwasher	6	<b>BJ18</b>
<b>Bearing pressure plate</b>	1	<b>BJ19</b>
Washer	1	<b>BJ20</b>
<b>Clutch thrust bearing</b>	1	<b>BJ21</b>
Housing	1	<b>BJ22</b>
Bennett oiler	1	<b>BJ23</b>

When ordering parts quote your car number.

Items shown in italics are not used on current models.

# CLUTCH



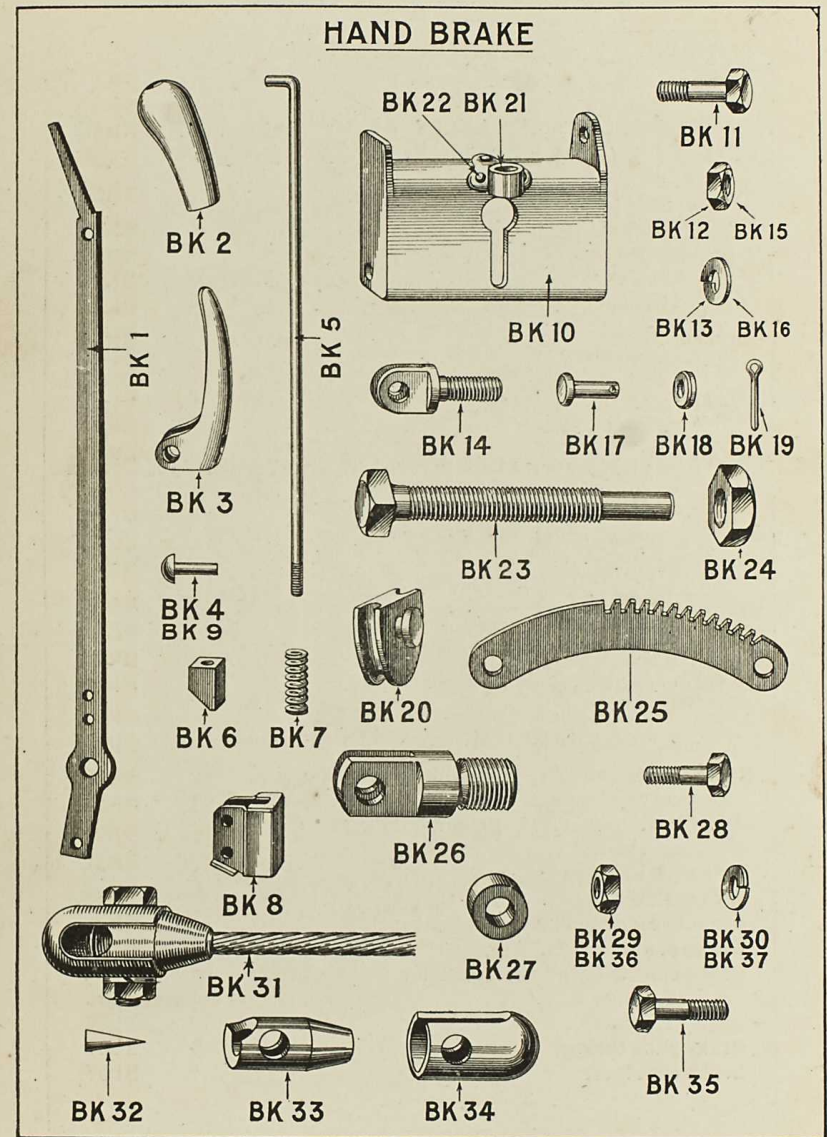


# HAND BRAKE

DESCRIPTION	Number per Car	Reference Number
<b>Lever</b> ... ..	1	<b>BK1</b>
Handle ... ..	1	<b>BK2</b>
Trigger ... ..	1	<b>BK3</b>
Snap-head rivet ... ..	1	<b>BK4</b>
<b>Rod</b> ... ..	1	<b>BK5</b>
Catch ... ..	1	<b>BK6</b>
Spring ... ..	1	<b>BK7</b>
Guide ... ..	1	<b>BK8</b>
Rivets (catch guide to lever) ... ..	2	<b>BK9</b>
<b>Bracket</b> ... ..	1	<b>BK10</b>
Bolts ... ..	2	<b>BK11</b>
Nuts ... ..	2	<b>BK12</b>
Spring washers ... ..	2	<b>BK13</b>
<b>Pivots</b> ... ..	2	<b>BK14</b>
Nuts ... ..	2	<b>BK15</b>
Spring washers ... ..	2	<b>BK16</b>
Joint pins ... ..	2	<b>BK17</b>
Plain washers ... ..	2	<b>BK18</b>
Split-pins ... ..	2	<b>BK19</b>
<b>Front brake adjusting pulley</b> ... ..	1	<b>BK20</b>
Adjusting screw boss ... ..	1	<b>BK21</b>
Snap-head rivets ... ..	3	<b>BK22</b>
Adjusting screw ... ..	1	<b>BK23</b>
Locknut ... ..	1	<b>BK24</b>
<b>Ratchets</b> ... ..	2	<b>BK25</b>
Pivot ... ..	1	<b>BK26</b>
Distance piece ... ..	1	<b>BK27</b>
Bolts ... ..	2	<b>BK28</b>
Nuts ... ..	2	<b>BK29</b>
Spring washers ... ..	2	<b>BK30</b>
<b>Brake rope, including BK32 to 37</b> ... ..	1	<b>BK31</b>
Spikes ... ..	2	<b>BK32</b>
Ends ... ..	2	<b>BK33</b>
Cam lever sockets ... ..	2	<b>BK34</b>
Bolts ... ..	2	<b>BK35</b>
Nuts ... ..	2	<b>BK36</b>
Spring washers ... ..	2	<b>BK37</b>

When ordering parts quote your car number.  
 Items shown in italics are not used on current models.

# HAND BRAKE





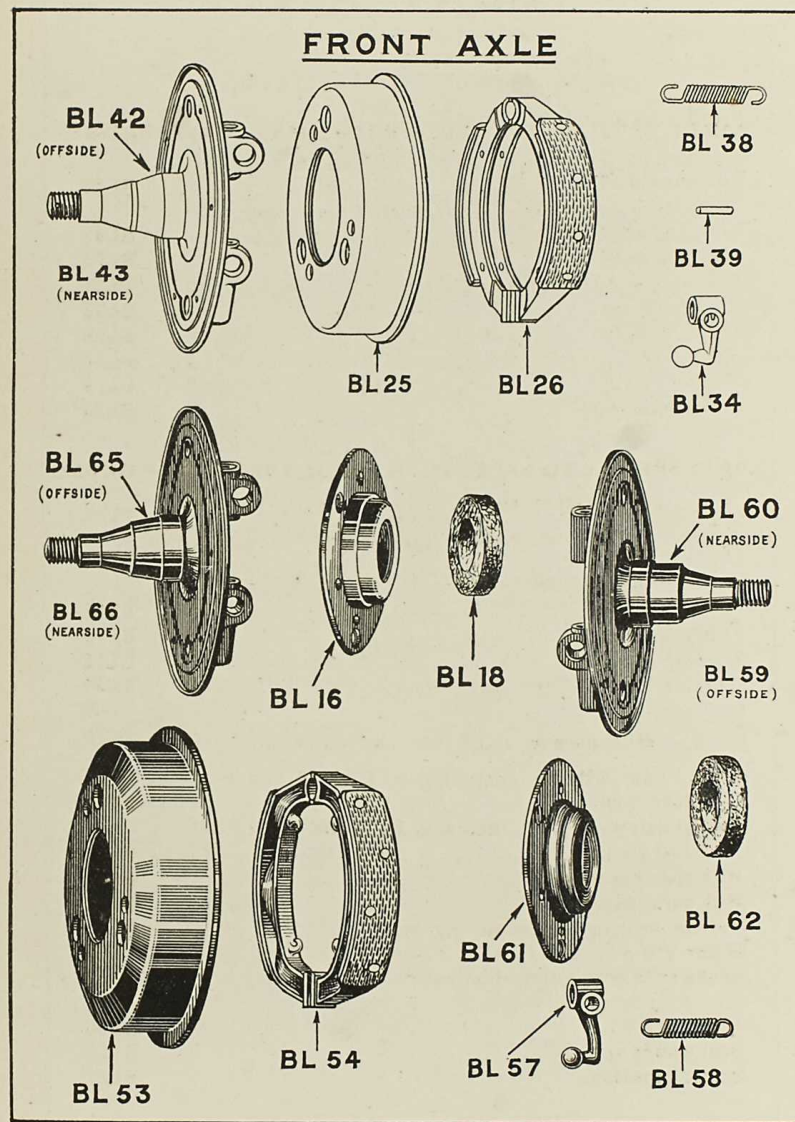
## FRONT AXLE

DESCRIPTION	Number per Car	Reference Number
<b>PARTS SPECIAL TO AXLES WITH SMALL TYPE DRUMS.</b>		
<i>Swivel axle (offside), including BL7 and 8 and dust shield</i> ... ..	1	<b>BL42</b>
<i>Swivel axle (nearside), including BL7 and 8 and dust shield</i> ... ..	1	<b>BL43</b>
Brake drum ... ..	2	<b>BL25</b>
Brake shoe with linings rivetted on ... ..	2 prs.	<b>BL26</b>
Linings ... ..	4	<b>BL27</b>
Rivets ... ..	16	<b>BL28</b>
Brake shoe spring ... ..	4	<b>BL38</b>
Peg for spring ... ..	8	<b>BL39</b>
Brake cam lever ... ..	2	<b>BL34</b>
<b>PARTS SPECIAL TO AXLES WITH LARGE TYPE BRAKE DRUMS</b>		
<b>With taper shaft (see left-hand illustration).</b>		
<i>Swivel axle (offside), including BL7 and 8 and dust shield</i> ... ..	1	<b>BL65</b>
<i>Swivel axle (nearside), including BL7 and 8 and dust shield</i> ... ..	1	<b>BL66</b>
Hub felt housing ... ..	2	<b>BL16</b>
Hub felt washer ... ..	2	<b>BL18</b>
Journal bearing, inner (taper bore) ... ..	2	<b>BL40</b>
<b>With parallel shaft (see right-hand illustration).</b>		
Swivel axle (offside), including BL7 and 8 and dust shield ... ..	1	<b>BL59</b>
Swivel axle (nearside), including BL 7 and 8 and dust shield ... ..	1	<b>BL60</b>
Hub cork housing ... ..	2	<b>BL61</b>
Hub cork washer ... ..	2	<b>BL62</b>
Journal bearing, inner (parallel bore) ... ..	2	<b>BL63</b>
Brake drum ... ..	2	<b>BL53</b>
Brake shoe with lining rivetted on ... ..	2 prs.	<b>BL54</b>
Linings ... ..	4	<b>BL55</b>
Rivets ... ..	16	<b>BL56</b>
Brake shoe spring ... ..	4	<b>BL58</b>
Brake cam lever ... ..	2	<b>BL57</b>

When ordering parts quote your car number.

Items shown in italics are not used on current models.

## FRONT AXLE






**FRONT AXLE, contd.**

DESCRIPTION	Number per Car	Reference Number
<b>PARTS COMMON TO ALL TYPES.</b>		
<b>Front axle, including bushes BL52</b> ... ..	1	<b>BL1</b>
Bushes ... ..	2	<b>BL52</b>
<b>Swivel axle nuts</b> ... ..	2	<b>BL4</b>
Split pins ... ..	2	<b>BL5</b>
Washers ... ..	2	<b>BL6</b>
Bushes (top) ... ..	2	<b>BL7</b>
Bushes (bottom) ... ..	2	<b>BL8</b>
<b>Swivel axle pins</b> ... ..	2	<b>BL9</b>
Cotters ... ..	2	<b>BL10</b>
Nuts for cotters ... ..	2	<b>BL11</b>
Spring washers ... ..	2	<b>BL12</b>
Plugs ... ..	2	<b>BL48</b>
<i>Axle pin cover</i> ... ..	2	<b>BL13</b>
<i>Bennet oilers</i> ... ..	2	<b>BL14</b>
<i>Grease nipples (screw-on type)</i> ... ..	2	<b>BL44</b>
<i>Grease nipples (autoram type)</i> ... ..	2	<b>BL51</b>
<b>Front wheel hub</b> ... ..	2	<b>BL15</b>
Plates for felt or cork ... ..	2	<b>BL17</b>
Clamping screws ... ..	6	<b>BL19</b>
Distance pieces ... ..	2	<b>BL20</b>
Plugs ... ..	2	<b>BL45</b>
Paper washers ... ..	2	<b>BL46</b>
<b>Hub caps</b> ... ..	2	<b>BL21</b>
<b>Road wheel dowels</b> ... ..	6	<b>BL22</b>
Bolts ... ..	6	<b>BL23</b>
Rivets ... ..	6	<b>BL24</b>
<b>Brake shoe pivot pins</b> ... ..	2	<b>BL29</b>
<i>Nuts</i> ... ..	2	<b>BL30</b>
<i>Lockwashers</i> ... ..	2	<b>BL47</b>
<b>Brake cam (offside)</b> ... ..	1	<b>BL31</b>
<b>Brake cam (nearside)</b> ... ..	1	<b>BL32</b>
Bushes ... ..	2	<b>BL33</b>
Cotters for cam levers ... ..	2	<b>BL35</b>
Nuts ... ..	2	<b>BL36</b>
Spring washers ... ..	2	<b>BL37</b>
<b>Journal bearing (small)</b> ... ..	2	<b>BL41</b>

When ordering parts quote your car number.  
*Items shown in italics are not used on current models.*





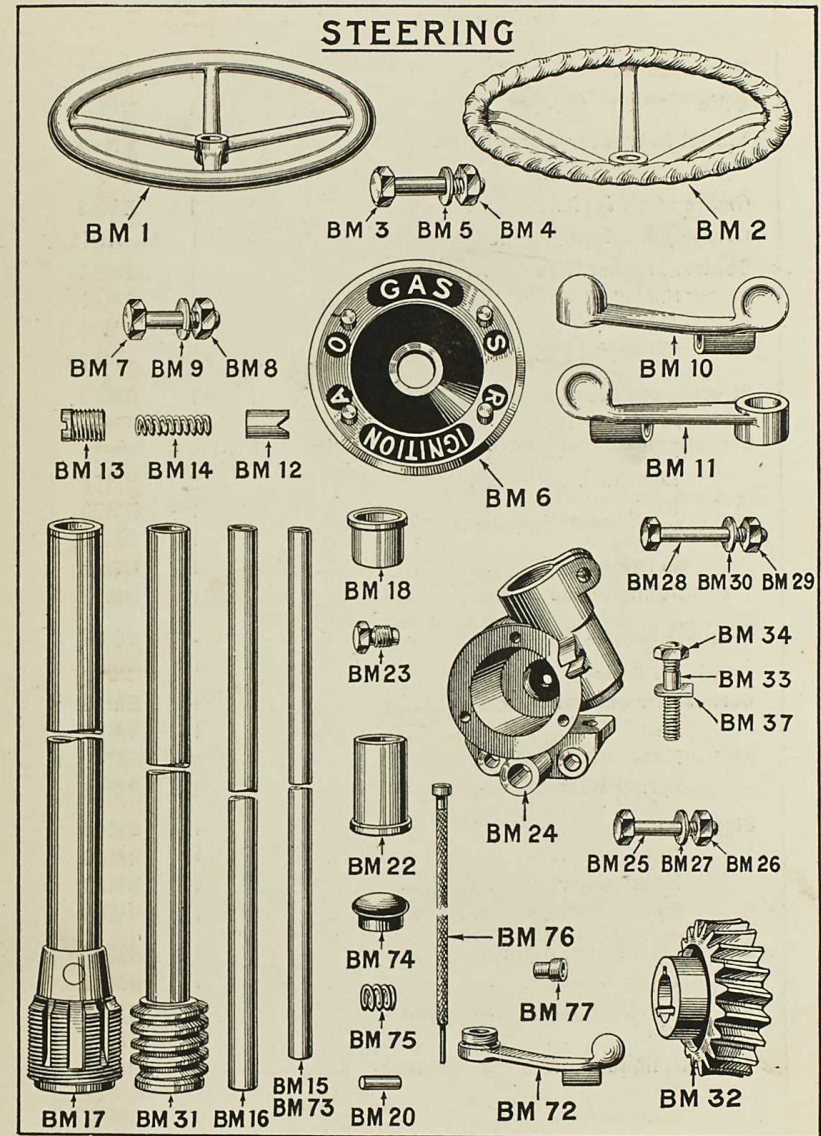
## STEERING

DESCRIPTION	Number per Car	Reference Number
<b>Steering wheel</b> ... ..	1	<b>BM1</b>
<b>Steering wheel (deep pattern)</b> ... ..	1	<b>BM2</b>
Bolt ... ..	1	<b>BM3</b>
Nut ... ..	1	<b>BM4</b>
Spring washer ... ..	1	<b>BM5</b>
<b>Control bracket</b> ... ..	1	<b>BM6</b>
Bolt ... ..	1	<b>BM7</b>
Nut ... ..	1	<b>BM8</b>
Spring washer ... ..	1	<b>BM9</b>
<b>Carburettor control lever</b> (horn switch on steering) ... ..	1	<b>BM72</b>
<i>Carburettor control lever</i> (horn switch on dash) ... ..	1	<b>BM10</b>
<b>Ignition control lever</b> ... ..	1	<b>BM11</b>
Fibre blocks ... ..	2	<b>BM12</b>
Screws ... ..	2	<b>BM13</b>
Springs ... ..	2	<b>BM14</b>
<b>Carburettor control tube</b> (horn switch on steering) ... ..	1	<b>BM73</b>
<i>Carburettor control tube</i> (horn switch on dash) ... ..	1	<b>BM15</b>
<b>Ignition control tube</b> ... ..	1	<b>BM16</b>
<b>Horn switch button</b> (on steering wheel) ... ..	1	<b>BM74</b>
Spring ... ..	1	<b>BM75</b>
Cable with upper terminal and bush ... ..	1	<b>BM76</b>
Insulating bush (lower) ... ..	1	<b>BM77</b>
<b>Steering outer column, assembled with BM18, 21 and 22</b> ... ..	1	<b>BM17</b>
<b>Steering column bush (top)</b> ... ..	1	<b>BM18</b>
<b>Steering inner column</b> ... ..	1	<b>BM19</b>
Peg ... ..	1	<b>BM20</b>
<b>Steering column socket</b> ... ..	1	<b>BM21</b>
Bush bottom ... ..	1	<b>BM22</b>
Set screw ... ..	1	<b>BM23</b>
<b>Steering box</b> ... ..	1	<b>BM24</b>
Bolts ... ..	2	<b>BM25</b>
Nuts ... ..	2	<b>BM26</b>
Spring washers ... ..	2	<b>BM27</b>
<b>Clamping bolt for socket</b> ... ..	1	<b>BM28</b>
Nut ... ..	1	<b>BM29</b>
Spring washer ... ..	1	<b>BM30</b>
<b>Worm, assembled with BM19, 20 and 42</b> ... ..	1	<b>BM31</b>
<b>Wheel</b> ... ..	1	<b>BM32</b>
<b>Stud for adjusting steering box cover</b> ... ..	1	<b>BM33</b>
Nut for adj. stud ... ..	1	<b>BM34</b>
Lockwasher ... ..	1	<b>BM37</b>

When ordering parts quote your car number.

Items shown in italics are not used on current models.

## STEERING





**STEERING, contd.**

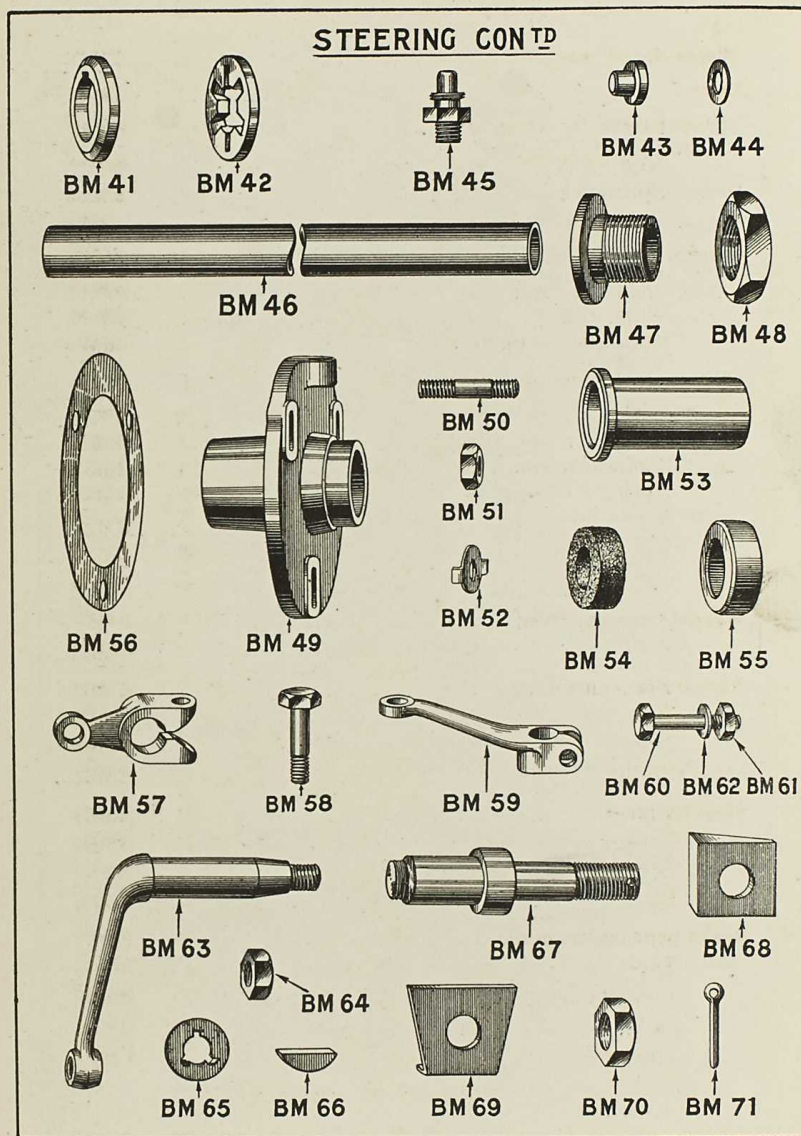
DESCRIPTION	Number per Car	Reference Number
<b>Worm thrust washer</b> ... ..	1	<b>BM41</b>
<b>Ditto</b> ... ..	1	<b>BM42</b>
<b>Thrust button for worm wheel</b> ... ..	1	<b>BM43</b>
Packing shims ... ..	3	<b>BM44</b>
<i>Grease gun nipple...</i> ... ..	1	<b>BM45</b>
Grease gun nipple (conical type) ... ..	1 *	<b>BX1</b>
<b>Control bracket tube</b> ... ..	1	<b>BM46</b>
Socket ... ..	1	<b>BM47</b>
Nut ... ..	1	<b>BM48</b>
Bush (thin copper) ... ..	1	<b>BM40</b>
<b>Steering box cover, including BM53</b> ... ..	1	<b>BM49</b>
Studs ... ..	3	<b>BM50</b>
Nuts ... ..	3	<b>BM51</b>
Lockwashers ... ..	2	<b>BM52</b>
Bush ... ..	1	<b>BM53</b>
Felt ... ..	1	<b>BM54</b>
Felt housing ... ..	1	<b>BM55</b>
Joint washer ... ..	1	<b>BM56</b>
<b>Magneto control lever</b> ... ..	1	<b>BM57</b>
Bolt ... ..	1	<b>BM58</b>
<b>Carburettor control lever</b> ... ..	1	<b>BM59</b>
Bolt ... ..	1	<b>BM60</b>
Nuts ... ..	2	<b>BM61</b>
Spring washers ... ..	2	<b>BM62</b>
<b>Steering lever</b> ... ..	1	<b>BM63</b>
Nut ... ..	1	<b>BM64</b>
Lockwasher ... ..	1	<b>BM65</b>
Key ... ..	1	<b>BM66</b>
<b>Brake pedal fulcrum pin</b> ... ..	1	<b>BM67</b>
Taper washer ... ..	1	<b>BM68</b>
Locating plate ... ..	1	<b>BM69</b>
Nut ... ..	1	<b>BM70</b>
Split-pin ... ..	1	<b>BM71</b>

\*For illustration see page 69.

**When ordering parts quote your car number.**

*Items shown in italics are not used on current models.*

**STEERING CONT'D**





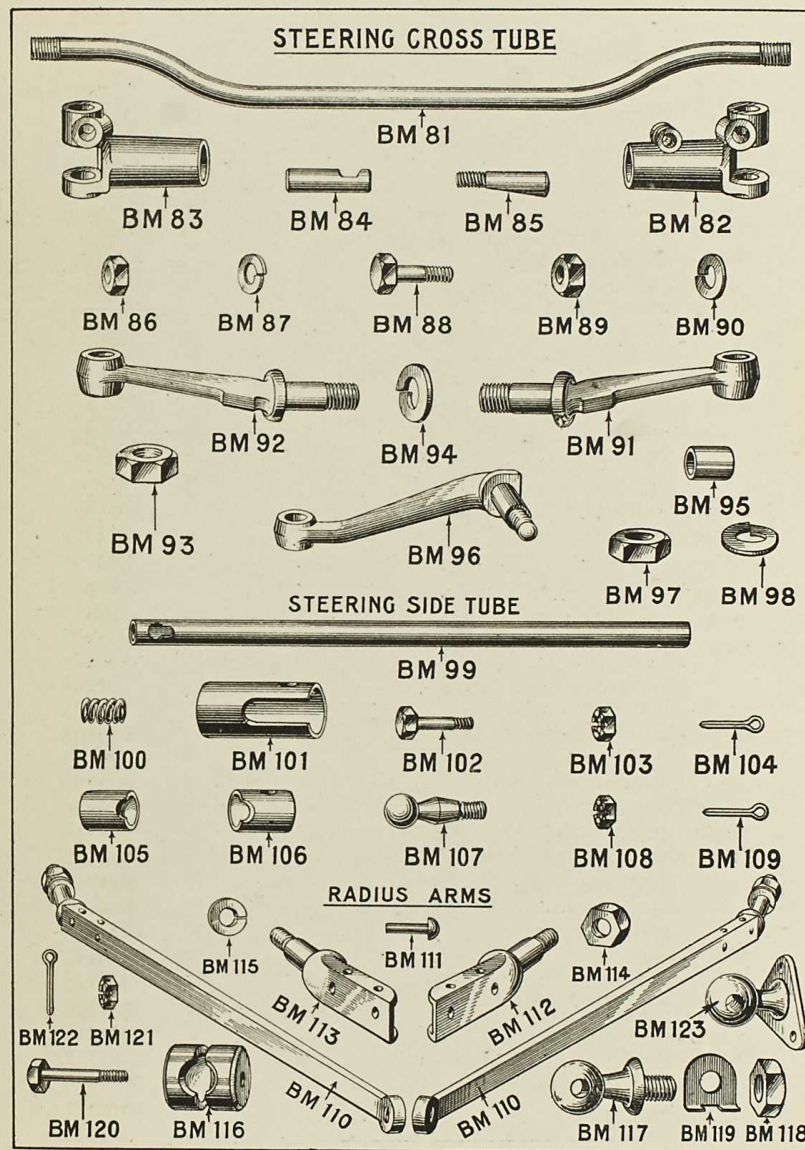
**STEERING TUBES**

DESCRIPTION	Number per Car	Reference Number
<b>Steering cross tube</b>	1	<b>BM81</b>
Jaw (nearside)	1	<b>BM82</b>
Jaw (offside)	1	<b>BM83</b>
Pins	2	<b>BM84</b>
Cotters	2	<b>BM85</b>
Nuts	2	<b>BM86</b>
Spring washer	2	<b>BM87</b>
Bolt for jaw (near side)	1	<b>BM88</b>
Nut	1	<b>BM89</b>
Spring washer	1	<b>BM90</b>
<i>Grease gun nipple (screw-on type)</i>	1	<b>BM80</b>
<i>Grease gun nipple (push-on type)</i>	1 *	<b>BX1</b>
<b>Cross tube lever (offside)</b>	1	<b>BM91</b>
<b>Cross tube lever (near side)</b>	1	<b>BM92</b>
Nuts, ½ in.	2	<b>BM93</b>
Spring washers, ½ in.	2	<b>BM94</b>
Bushes	2	<b>BM95</b>
<i>Grease gun nipple (screw-on type)</i>	2	<b>BM80</b>
<i>Grease gun nipple (push-on type)</i>	2 *	<b>BX1</b>
<b>Swivel axle lever (side tube)</b>	1	<b>BM96</b>
Plain nut, ½ in.	1	<b>BM97</b>
Spring washer, ½ in.	1	<b>BM98</b>
<b>Steering side tube</b>	1	<b>BM99</b>
Springs	2	<b>BM100</b>
Caps	2	<b>BM101</b>
Packing washer	2	<b>BM124</b>
Packing washer	as required	<b>BM125</b>
Bolts, ½ in.	2	<b>BM102</b>
Nuts, ½ in.	2	<b>BM103</b>
Split-pins	2	<b>BM104</b>
Thrust blocks (loose)	2	<b>BM105</b>
Thrust blocks (fixed)	2	<b>BM106</b>
Ball-pins	2	<b>BM107</b>
Slotted nuts, ⅝ in.	2	<b>BM108</b>
Split-pins	2	<b>BM109</b>
<b>Radius Arms, with BM112 or BM113, 114 &amp; 115</b>	2	<b>BM110</b>
End (offside)	1	<b>BM112</b>
End (near side)	1	<b>BM113</b>
Plain nuts	2	<b>BM114</b>
Spring washers	2	<b>BM115</b>
<b>Ball sockets</b>	2	<b>BM116</b>
<i>Ball pin</i>	1	<b>BM117</b>
<i>Nut</i>	1	<b>BM118</b>
<i>Lockwasher</i>	1	<b>BM119</b>
<b>Ball flange</b>	2	<b>BM123</b>
Bolt	1	<b>BM120</b>
Nut...	1	<b>BM121</b>
Split-pin	1	<b>BM122</b>

\* For illustration see page 69.

When ordering parts quote your car number.

Items shown in italics are not used on current models.



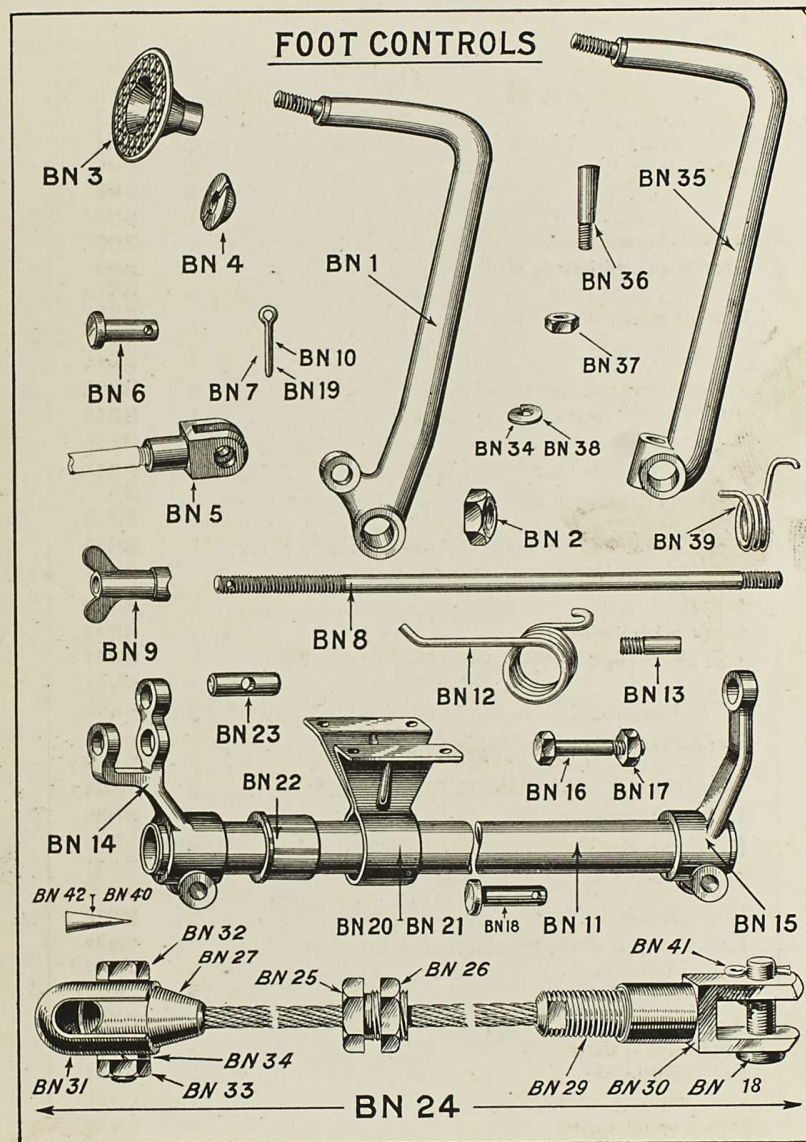


## FOOT CONTROLS

DESCRIPTION	Number per Car	Reference Number
<b>Brake pedal lever</b> ... ..	1	BN1
Nut (fulcrum pin)... ..	1	BN2
<b>Pedal pads</b> ... ..	2	BN3
Nuts ... ..	2	BN4
<b>Brake pedal jaw</b> ... ..	1	BN5
Joint pin ... ..	1	BN6
Split-pin ... ..	1	BN7
<b>Brake adjusting rod</b> ... ..	1	BN8
<b>Rear brake adjusting nut</b> ... ..	1	BN9
Split-pin ... ..	1	BN10
<b>Brake compensating tube</b> ... ..	1	BN11
Spring ... ..	1	BN12
Peg ... ..	1	BN13
<b>Brake compensating lever (off)</b> ... ..	1	BN14
<b>Ditto ditto (near)</b> ... ..	1	BN15
Bolts ... ..	2	BN16
Plain nuts ... ..	2	BN17
Joint pins ... ..	2	BN18
Split-pins ... ..	2	BN19
<b>Brake comp. tube bracket (offside)</b> ... ..	1	BN20
<b>Ditto ditto (near side)</b> ... ..	1	BN21
<b>Bushes</b> ... ..	2	BN22
<b>Brake lever swivel pin</b> ... ..	1	BN23
<b>Rear brake rope, including BN18, 19, 25 to 34</b> ... ..	2	BN24
Guides ... ..	2	BN25
Locknuts ... ..	2	BN26
<b>Brake rope ends</b> ... ..	2	BN27
Spikes (front) small ... ..	2	BN42
Spikes (rear) large ... ..	2	BN40
Adjusting ends ... ..	2	BN29
Adjusting forks ... ..	2	BN30
<b>Brake cam lever sockets</b> ... ..	2	BN31
Bolts ... ..	2	BN32
Nuts ... ..	2	BN33
Spring washers ... ..	2	BN34
Joint pin ... ..	2	BN18
Split pin ... ..	2	BN41
<b>Clutch pedal lever</b> ... ..	1	BN35
<b>Clutch pedal cotter</b> ... ..	1	BN36
Nut ... ..	1	BN37
Spring washer ... ..	1	BN38
<b>Clutch pedal spring</b> ... ..	1	BN39

When ordering parts quote your car number.

Items shown in italics are not used on current models.



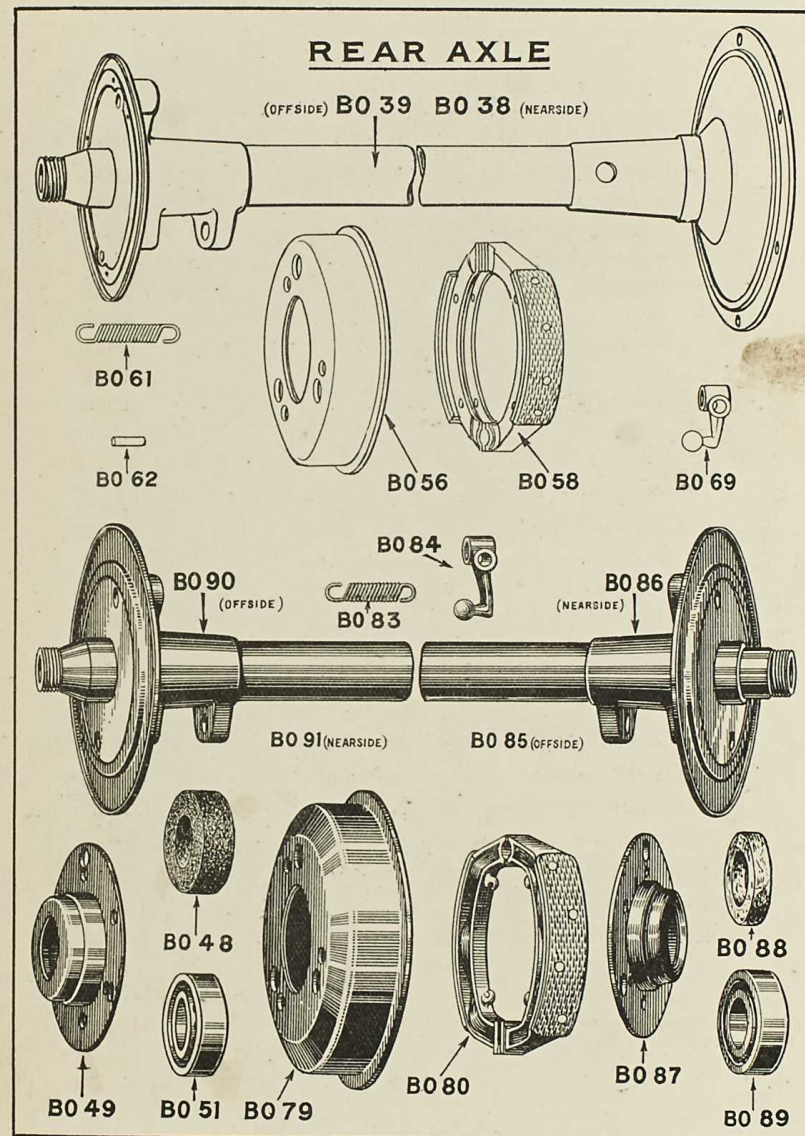


## REAR AXLE

DESCRIPTION	Number per Car	Reference Number
<b>PARTS SPECIAL TO AXLES WITH SMALL TYPE BRAKE DRUMS</b>		
<i>Axle case (near) with ends and bushes BO68</i> ...	1	<b>B038</b>
<i>Axle case (off) with ends and bushes BO68</i> ...	1	<b>B039</b>
<i>Brake drum</i> ...	2	<b>B056</b>
<i>Brake shoe with linings rivetted on</i> ...	2 prs.	<b>B058</b>
<i>Linings</i> ...	4	<b>B059</b>
<i>Rivets</i> ...	16	<b>B060</b>
<i>Brake shoe spring</i> ...	4	<b>B061</b>
<i>Pegs</i> ...	8	<b>B062</b>
<i>Brake cam lever</i> ...	12	<b>B069</b>
<b>PARTS SPECIAL TO AXLES WITH LARGE TYPE BRAKE DRUMS</b>		
<b>With taper shaft</b> (see illustration left-hand side).		
<i>Axle case (near) with ends and bushes BO68</i> ...	1	<b>B091</b>
<i>Axle case (off) with ends and bushes BO68</i> ...	1	<b>B090</b>
<i>Hub felt housing</i> ...	2	<b>B049</b>
<i>Hub felt washer</i> ...	2	<b>B048</b>
<i>Journal bearing (taper bore)</i> ...	2	<b>B051</b>
<b>With parallel shaft</b> (see illustration right-hand side).		
<b>Axle case (near) with ends and bushes BO 68</b> ...	1	<b>B086</b>
<b>Axle case (off) with ends and bushes BO 68</b> ...	1	<b>B085</b>
<b>Hub cork housing</b> ...	2	<b>B087</b>
<b>Hub cork washer</b> ...	2	<b>B088</b>
<b>Journal bearing (parallel bore)</b> ...	2	<b>B089</b>
<b>Brake drum</b> ...	2	<b>B079</b>
<b>Brake shoe with linings rivetted on</b> ...	2 prs.	<b>B080</b>
<i>Linings</i> ...	4	<b>B081</b>
<i>Rivets</i> ...	16	<b>B082</b>
<b>Brake shoe spring</b> ...	4	<b>B083</b>
<b>Brake cam lever</b> ...	2	<b>B084</b>

When ordering parts quote your car number.

Items shown in italics are not used on current models.



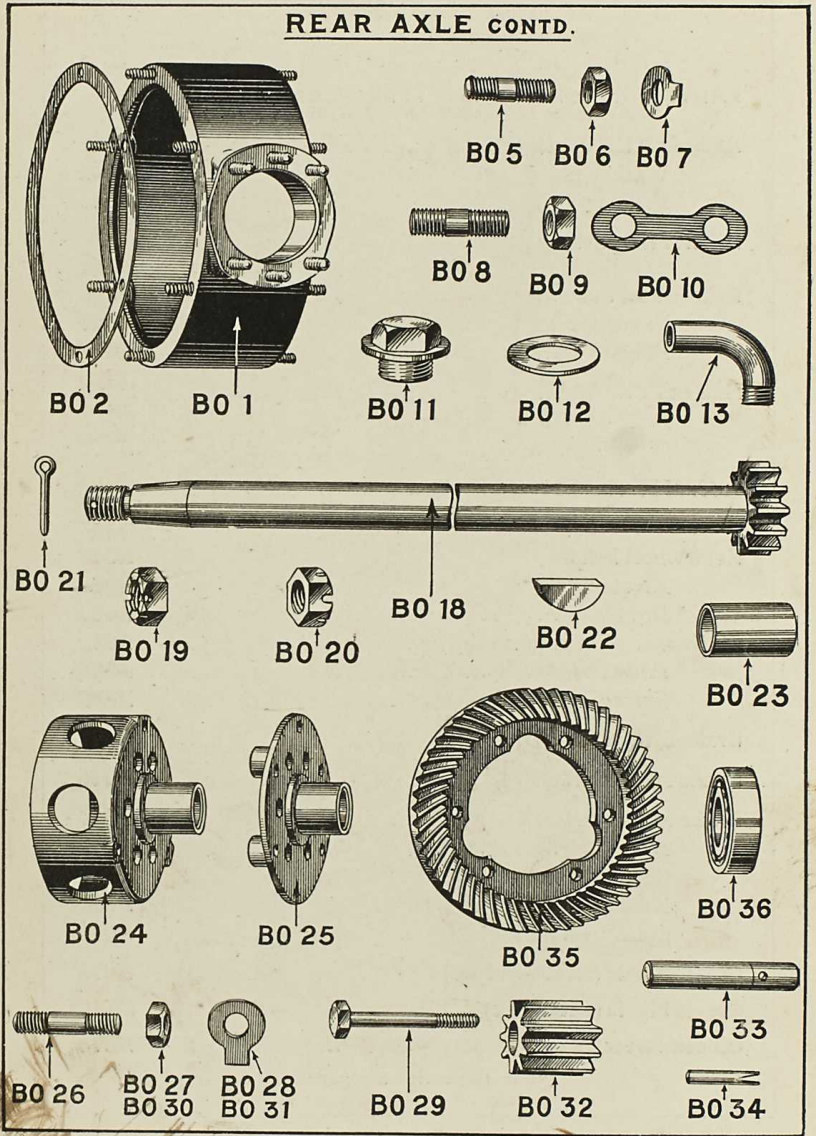


**REAR AXLE, contd.**

DESCRIPTION	Number per Car	Reference Number
<b>PARTS COMMON TO ALL TYPES.</b>		
<b>Axle case centre with B02, 5, 7 and 8</b> ... ..	1	<b>B01</b>
Joint Washers ... ..	2	<b>B02</b>
Studs for axle case (sides) ... ..	12	<b>B05</b>
Nuts ... ..	12	<b>B06</b>
Lockwashers ... ..	12	<b>B07</b>
Studs for torque tube ... ..	6	<b>B08</b>
Nuts ... ..	6	<b>B09</b>
Lockwashers ... ..	4	<b>B010</b>
Oil plug ... ..	1	<b>B011</b>
Washer ... ..	1	<b>B012</b>
Air vent ... ..	1	<b>B013</b>
<b>Axle shaft</b> ... ..	2	<b>B018</b>
Axle nut ... ..	2	<b>B019</b>
Axle nut (L.H. thread for old pattern only)	1	<b>B020</b>
Split-pins ... ..	2	<b>B021</b>
Keys ... ..	2	<b>B022</b>
Bushes ... ..	2	<b>B023</b>
<b>Differential case, including B023, 26 to 28</b> ... ..	1	<b>B024</b>
Cover, including B023 ... ..	1	<b>B025</b>
Studs, case to cover ... ..	3	<b>B026</b>
Plain nuts ... ..	3	<b>B027</b>
Lockwashers ... ..	3	<b>B028</b>
Bolts ... ..	3	<b>B029</b>
Plain nuts ... ..	3	<b>B030</b>
Lockwashers ... ..	6	<b>B031</b>
Thrust ball bearings, 1 $\frac{1}{4}$ in. $\times$ $\frac{3}{32}$ in. $\times$ $\frac{23}{32}$ in.	2	<b>B037</b>
<b>Differential pinions</b> ... ..	6	<b>B032</b>
Spindles ... ..	6	<b>B033</b>
Pegs ... ..	6	<b>B034</b>
<b>Crown wheel (supplied only with BP31)</b> ... ..	1	<b>B035</b>
Journals ball bearing, 1 $\frac{1}{4}$ in. $\times$ 2 $\frac{3}{4}$ in. $\times$ $\frac{11}{16}$ in.	2	<b>B036</b>

When ordering parts quote your car number.  
 Items shown in italics are not used on current models.

**REAR AXLE CONTD.**





**REAR AXLE, contd.**


DESCRIPTION	Number per Car	Reference Number
<b>PARTS COMMON TO ALL TYPES—contd.</b>		
<b>Axle shaft felt housing</b> ... ..	2	<b>B041</b>
Washer plates ... ..	2	<b>B042</b>
Felts ... ..	2	<b>B043</b>
<b>Differential packing shims</b> ... ..	4 or as required	<b>B044</b>
<b>Rear wheel hubs</b> ... ..	2	<b>B045</b>
Paper washer ... ..	2	<b>B075</b>
Plugs ... ..	2	<b>B078</b>
<b>Hub cap</b> ... ..	2	<b>B046</b>
Plate for felt or cork ... ..	2	<b>B047</b>
Clamping screws ... ..	6	<b>B050</b>
<b>Journal bearing nut</b> ... ..	2	<b>B052</b>
Lockwasher ... ..	2	<b>B053</b>
<b>Road wheel bolts</b> ... ..	6	<b>B054</b>
Rivets ... ..	12	<b>B055</b>
Dowels ... ..	6	<b>B057</b>
<i>Brake shoe pivot pin (screwed)</i> ... ..	2	<b>B063</b>
<i>Plain nuts</i> ... ..	2	<b>B064</b>
<i>Spring washers</i> ... ..	2	<b>B065</b>
<b>Brake shoe pivot pin (rivetted)</b> ... ..	2	<b>B077</b>
<b>Brake cam (offside)</b> ... ..	1	<b>B066</b>
<b>Brake cam (nearside)</b> ... ..	1	<b>B067</b>
Bushes ... ..	2	<b>B068</b>
Cotters for levers ... ..	2	<b>B070</b>
Nuts ... ..	2	<b>B071</b>
Spring washers ... ..	2	<b>B072</b>
<b>Grease nipple (screw-on type)</b> ... ..	1	<b>B073</b>
<b>Grease nipple (autoram type)</b> ... ..	1*	<b>BX1</b>
<b>Oil conductor</b> ... ..	2	<b>B074</b>

\*For illustration see page 69.

**When ordering parts quote your car number.**

*Items shown in italics are not used on current models.*

**REAR AXLE, CONTD.**



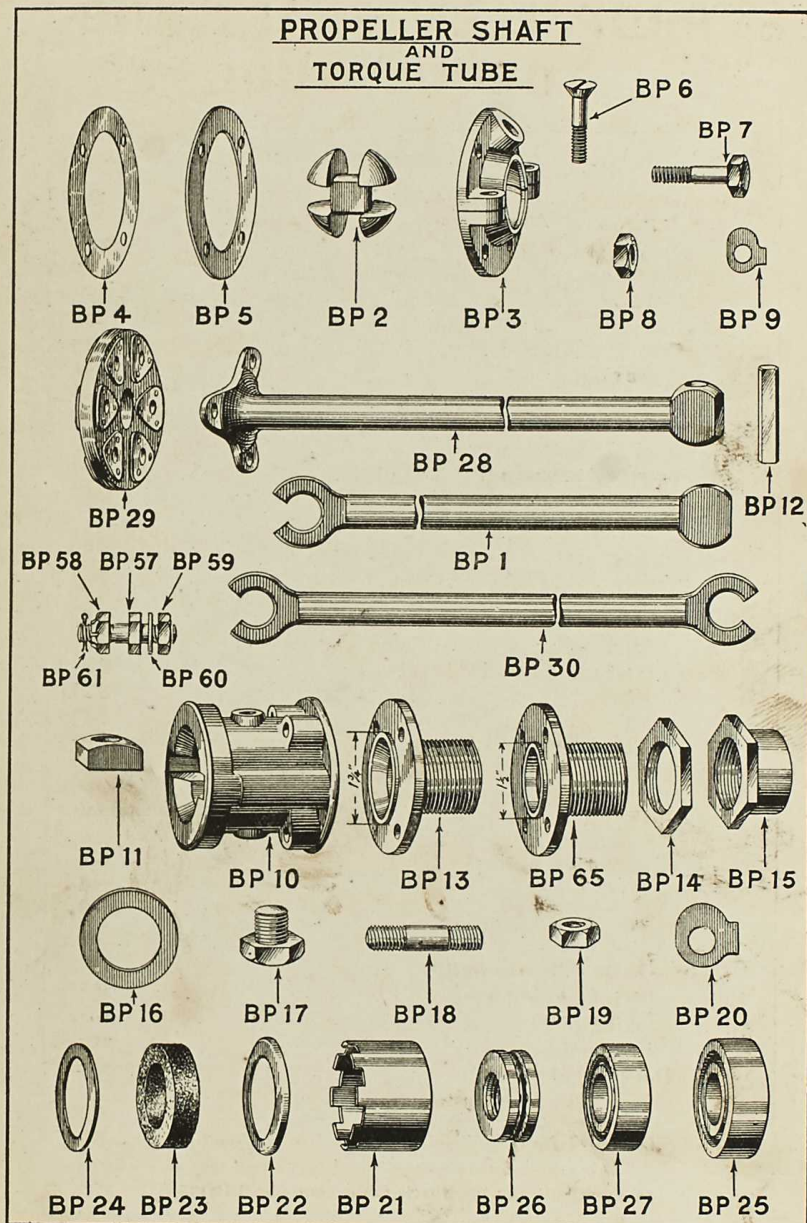


## PROPELLER SHAFT AND TORQUE TUBE

DESCRIPTION	Number per Car	Reference Number
<b>Propeller shaft</b> (with front fabric joint as BP29)	1	<b>BP28</b>
<i>Ditto</i> (with front joint as BP2 and rear joint as BP10 ... ..)	1	<b>BP1</b>
<i>Ditto</i> (with front and rear ball joints as BP2)	1	<b>BP30</b>
Fabric joint ... ..	1	<b>BP29</b>
Bolt ... ..	6	<b>BP57</b>
Slotted nut ... ..	6	<b>BP58</b>
Plain nut ... ..	6	<b>BP59</b>
Lockwasher ... ..	6	<b>BP60</b>
Split pin ... ..	6	<b>BP61</b>
<i>Front universal joint ball</i> ... ..	1	<b>BP2</b>
<i>Front universal joint cover (rear)</i> ... ..	1	<b>BP3</b>
<i>Packing for universal joint (paper)</i> ... ..	2	<b>BP4</b>
<i>Ditto</i> (brass or pen steel) ... ..	3 or as required	<b>BP5</b>
<i>Screws</i> ... ..	2	<b>BP6</b>
<i>Bolts</i> ... ..	4	<b>BP7</b>
<i>Nuts</i> ... ..	4	<b>BP8</b>
<i>Lockwasher</i> ... ..	4	<b>BP9</b>
<b>Rear universal joint socket</b> ... ..	1	<b>BP10</b>
Blocks ... ..	2	<b>BP11</b>
Pin ... ..	1	<b>BP12</b>
Flange ... ..	1	<b>BP13</b>
Flange ... ..	1	<b>BP65</b>
Locknut ... ..	1	<b>BP14</b>
Thrust adjusting nut ... ..	1	<b>BP15</b>
Lockwasher ... ..	1	<b>BP16</b>
Plug ... ..	1	<b>BP17</b>
Studs ... ..	4	<b>BP18</b>
Nuts ... ..	4	<b>BP19</b>
Lockwashers ... ..	4	<b>BP20</b>
<b>Torque Tube felt housing</b> ... ..	1	<b>BP21</b>
Felt plate (inner) ... ..	1	<b>BP22</b>
Felt ... ..	1	<b>BP23</b>
Felt plate (outer) ... ..	1	<b>BP24</b>
<b>Roller journal bearings (rear)</b> , $\frac{3}{8}$ in. $\times$ $2\frac{1}{4}$ in. $\times$ $\frac{11}{16}$ in.	1	<b>BP25</b>
<b>Ball thrust</b> , $\frac{3}{8}$ in. $\times$ $1\frac{3}{16}$ in. $\times$ $\frac{3}{8}$ in., pinion shaft (both ends)	2	<b>BP26</b>
<b>Ball journal bearing</b> , $\frac{3}{8}$ in. $\times$ 2 in. $\times$ $\frac{9}{16}$ in., ditto (front)	1	<b>BP27</b>

When ordering parts quote your car number.

Items shown in italics are not used on current models.





**PROPELLER SHAFT AND TORQUE TUBE, contd.**

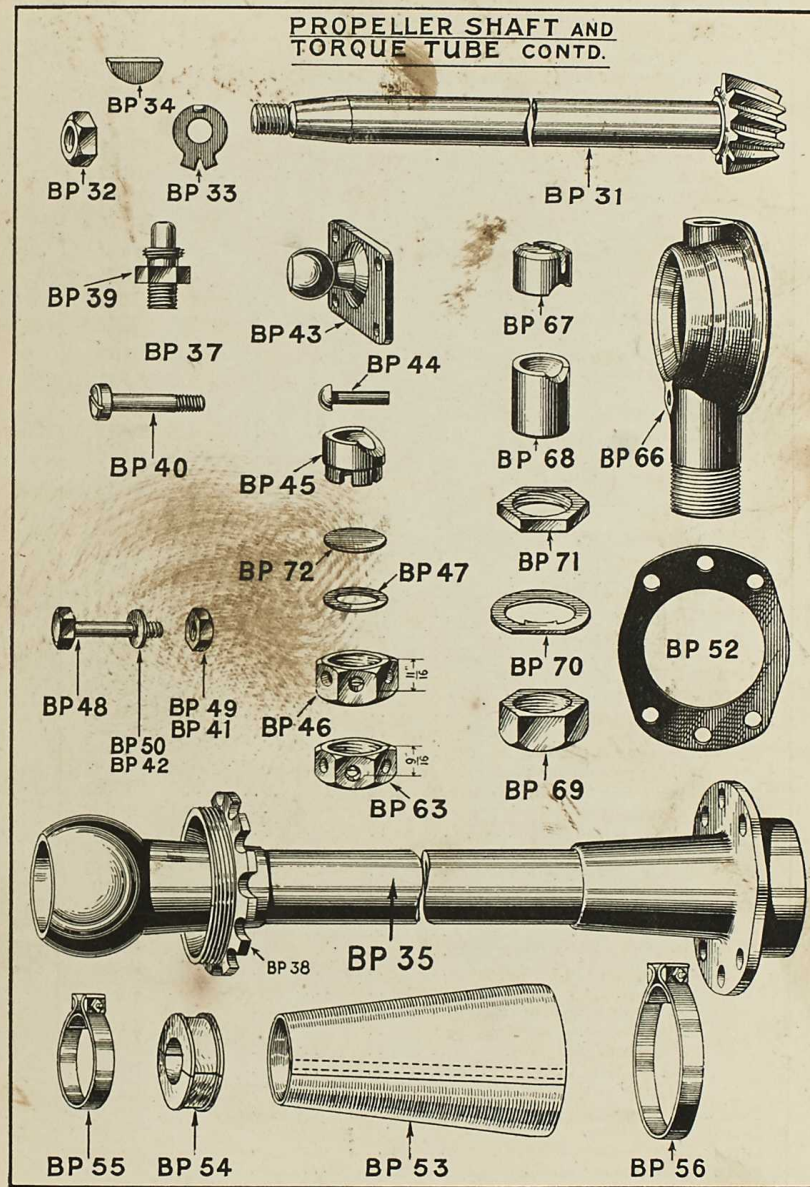
DESCRIPTION	Number per Car	Reference Number
<b>Propeller shaft and bevel pinion</b> ... ..	1	† BP31
Nut ... ..	1	BP32
Lockwasher ... ..	1	BP33
Key ... ..	1	BP34
<b>Torque Tube, assembled with ends and adjusting nut</b> ... ..	1	BP35
<i>Torque tube socket</i> ... ..	1	BP62
Nut ... ..	1	BP63
<b>Torque Tube socket</b> ... ..	1	BP66
<i>Torque tube socket</i> ... ..	1	BP37
Ball adjusting nut ... ..	1	BP38
Grease gun nipples ... ..	2	BP39
Grease gun nipples (conical type) ... ..	2	* BX1
Locking bolt for ball adj. nut ... ..	1	BP40
Nut ... ..	1	BP41
Spring washer, 1/4 in. ... ..	1	BP42
Washer ... ..	1	BP64
<b>Torque tube ball flange</b> ... ..	1	BP43
Rivet ... ..	4	BP44
Seating, short (upper) ... ..	1	BP67
Seating, long (lower) ... ..	1	BP68
Nut ... ..	1	BP69
Lockwasher ... ..	1	BP70
Locknut ... ..	1	BP71
Seatings ... ..	2	BP45
Nut ... ..	1	BP46
Packing shims ... ..	2 or as required	BP47
Locking bolt ... ..	1	BP48
Nut ... ..	1	BP49
Spring Washer ... ..	1	BP50
<b>Bevel pinion housing adj. washers</b> ... ..	5	BP52
<b>Universal joint cover (leather)</b> ... ..	1	BP53
Packing piece ... ..	1	BP54
Clip (small) ... ..	1	BP55
Do. (large) ... ..	1	BP56

\* For illustration see page 69.

When ordering parts quote your car number.

Items shown in italics are not used on current models.

† Supplied only together with crown wheel BO35.





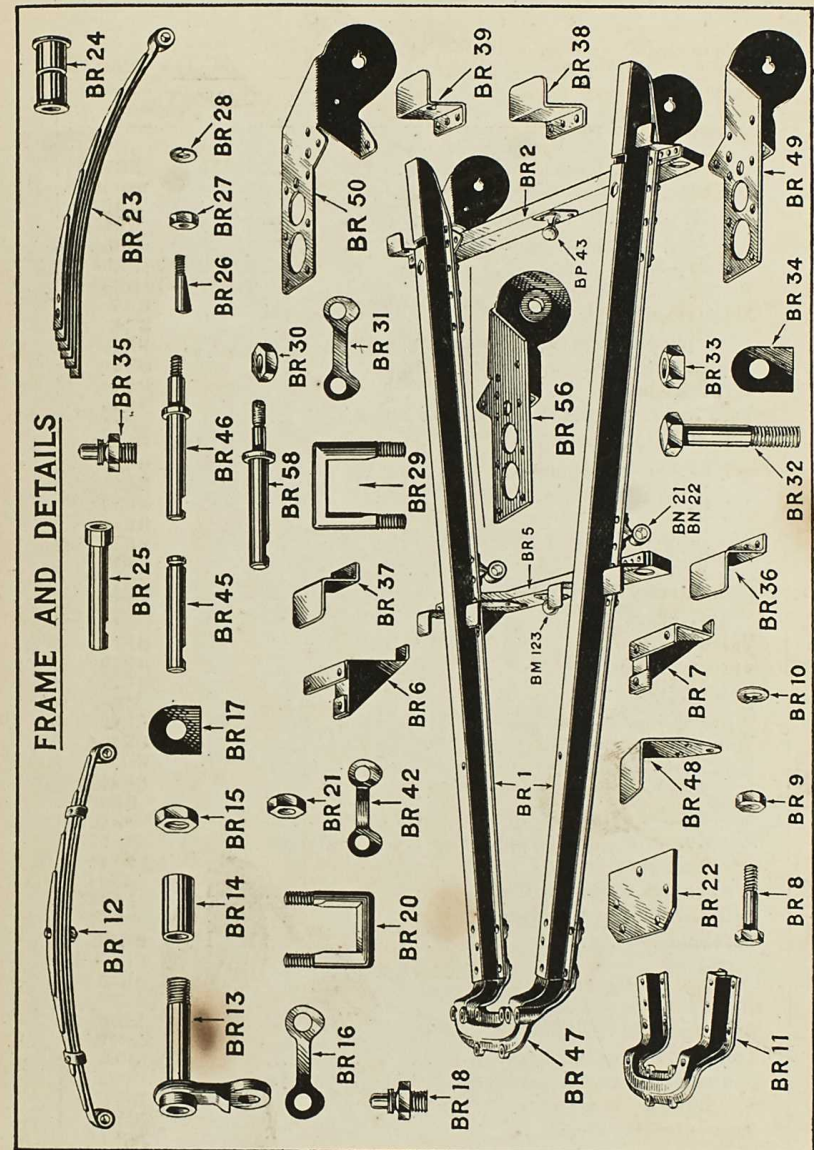
**FRAME AND DETAILS**

DESCRIPTION	Number per Car	Reference Number
<b>Frame complete</b> , including BR2, 5, 6, 7, 36, 37, 47 (or 11), 56, 57, 62, 64. BM123 and BN21, 22, BP43	1	BR61
<b>Side member</b> (strengthened)	2	BR62
<i>Frame side members</i>	2	BR1
<b>Rear cross member with ball flange (BP43) BR38 and BR39</b>	1	BR2
Bracket (near) for shock absorbers marked "Hartford"	1	BR49
Ditto (off) for shock absorbers marked "Hartford"	1	BR50
Bracket (off) for shock absorbers unmarked	1	BR56
Bracket (near) for shock absorbers unmarked	1	BR57
Bushes	2	BR60
Strut (shock absorber brackets)	2	BR53
Rivets	2	BR54
Rivets	2	BR55
<b>Front cross member, with ball flange BM123</b>	1	BR5
Bracket (off)	1	BR6
Ditto (near)	1	BR7
Bolts (silencer bkt.)	2	BR8
Plain nuts	2	BR9
Spring washers	2	BR10
<i>Front spring bracket</i>	1	BR11
Bracket	1	BR47
<b>Front road spring, including BR14</b>	1	BR12
Spring shackles	4	BR13
Bushes	2	BR14
Plain nuts, 3/8 in.	4	BR15
Lockwashers	2	BR16
Lockwashers	4	BR17
<i>Grease gun nipples</i>	4	BR18
Grease gun nipple (conical type)	2	* BX1
Elbow nipple	2	* BR51
<b>Front spring packing</b>	1	BR19
<b>Front spring clips</b>	2	BR20
Plain nuts, 3/8 in.	4	BR21
Lockwasher	2	BR42
<b>Starting handle bracket plate</b>	1	BR22
<b>Rear road spring, including BR24</b>	2	BR23
Bushes	4	BR24
<i>Spring pins (screwed for greaser)</i>	2	BR25
<i>Spring pins (plain)</i>	2	BR45
<i>Spring pins for shock absorbers marked "Hartford"</i>	2	BR46
Spring pins for shock absorbers unmarked	2	BR58
Nut for BR58	2	BR59
<i>Nut for BR46</i>	2	BR43
Split pin	2	BR44
Packing washer	1	BR41
Cotters	2	BR26
Plain nuts, 1/2 in.	2	BR27
Spring washers	2	BR28
Clips	2	BR29
Plain nuts, 3/8 in.	4	BR30
Lockwashers	2	BR31
Rear spring packing	2	BR63
Bolts, locating rear spring	2	BR32
Plain nuts, 1/2 in.	2	BR33
Lockwashers	2	BR34
Packing washer	2	BR52
<b>Body bracket—front (near)</b>	1	BR36
Ditto —front (off)	1	BR37
Ditto —rear (near)	1	BR38
Ditto —rear (off)	1	BR39
Ditto —Centre	2	BR48

\*For illustration see page 69.

When ordering parts quote your car number.

Items shown in italics are not used on current models.



DESCRIPTION.	Number per Car	Reference Number
Grease gun nipples (rear springs)	2	BR35
Grease gun nipples	2	* BX1

\* For illustration see page 69.



# TOOLS

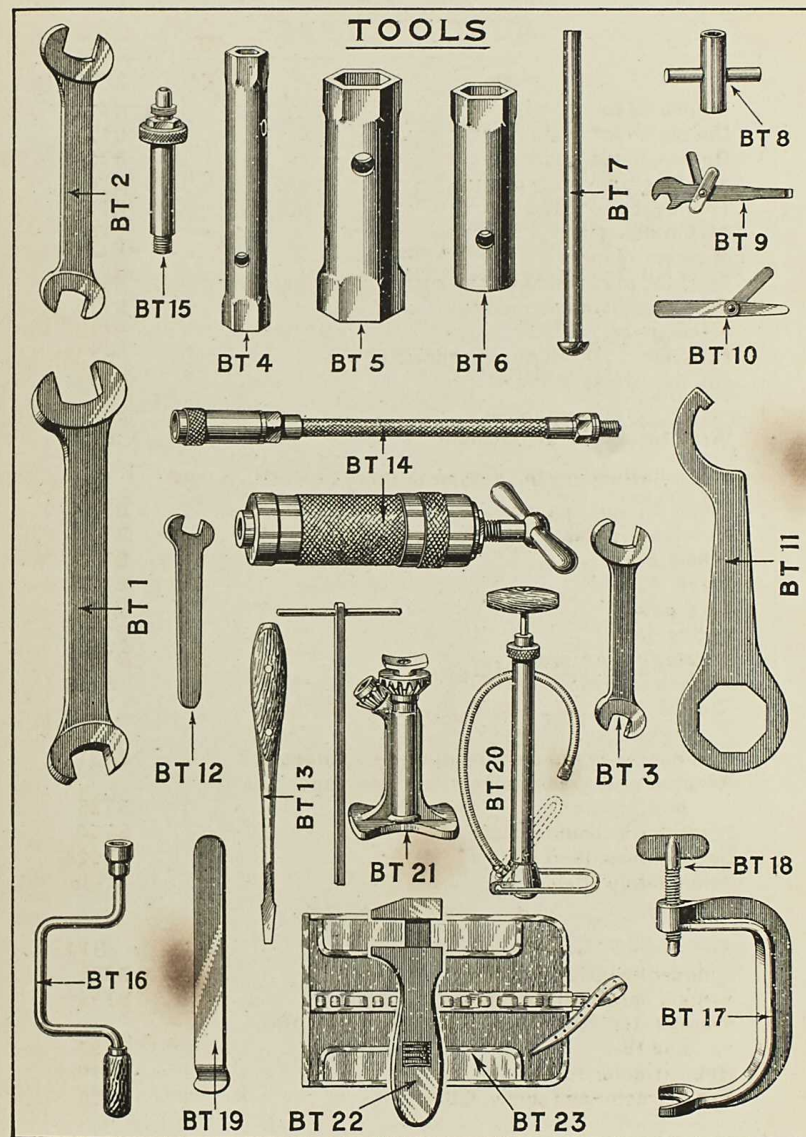
DESCRIPTION	Number per Car	Reference Number
Double-ended spanner, $\frac{7}{16}$ in. $\times$ $\frac{1}{2}$ in. ...	1	BT1
Double-ended spanner, $\frac{5}{16}$ in. $\times$ $\frac{3}{8}$ in. ...	1	BT2
Double-ended spanner, $\frac{3}{16}$ in. $\times$ $\frac{1}{4}$ in. ...	1	BT3
Sparking plug box spanner	1	BT6
Tommy bar	1	BT7
Carburettor jet key	1	BT8
Magneto spanner	1	BT9
Sparking plug and tappet clearance gauge	1	BT10
Tappet adjustment spanner	1	BT12
Screwdriver	1	BT13
Tyre levers (Dunlop) for balloon tyres	1	BT35
4in. adjustable spanner	1	BT22
$\frac{3}{16}$ in. $\times$ $\frac{1}{4}$ in. box spanner	1	*BT32
Wrap for all the above items	1	BT23
<b>The following are in addition to those in TOOL WRAP—</b>		
$\frac{5}{8}$ in. $\times$ $\frac{3}{4}$ in. box spanner	1	BT5
Hub cap and steering column socket spanner	1	BT11
Wheel brace	1	BT16
Valve lifter	1	BT17
Tyre pump	1	BT20
Lifting jack	1	BT21
Grease gun, Autoram type	1	*BT30
"Enots" flexible grease gun	1	BT14
Special "Enots" grease connection with nipple for rear universal joint	1	BT15
Spanner for dynamo casing nut and cylinder nut	1	*BT31
Adaptor and grease nipple for front and rear hub greaser	1	*BT33
Trade mark cleaning plate	1	BT34
Cylinder head joint washer	1	BC29
Combination pliers	1	BT36
<b>EXTRAS.</b>		
Box spanner, $\frac{1}{4}$ in. and $\frac{5}{16}$ in.	1	BT4
Cylinder head lifting screw	2	*BT25
Tommy bars for lifting screw	2	*BT26
Spanner for thrust and adjusting nuts, BP14 and 15	2	*BT27
Hub extractor screw	1	*BT29
Hub extractor and screw, BT29	1	*BT24

\* For illustration see page 69.

Items shown in italics are not used on current models.

When ordering parts quote your car number.

# TOOLS






# SHOCK ABSORBERS.

"AUSTIN" TYPE.

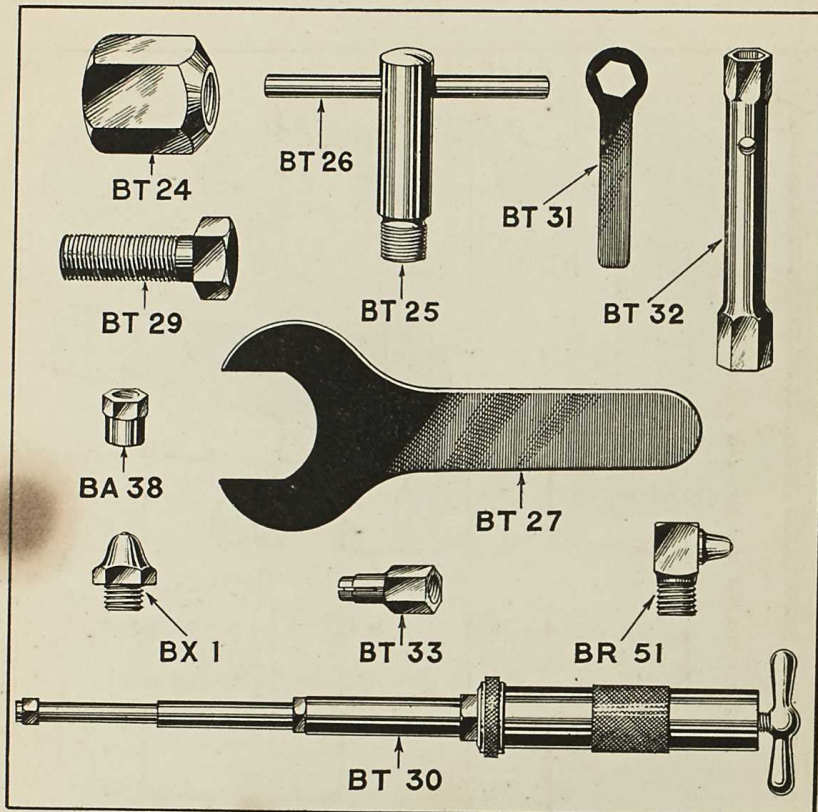
DESCRIPTION	Number per Car	Reference Number
<b>Front shock absorber bracket</b> ... ..	1	<b>BU1</b>
Centre bush (wood) ... ..	1	<b>BU33</b>
<b>Arm, nearside (front)</b> ... ..	1	<b>BU2</b>
<b>Arm, nearside (back)</b> ... ..	1	<b>BU3</b>
<b>Arms, offside (front and back)</b> ... ..	1	<b>BU4</b>
Centre bush (wood) ... ..	1	<b>BU34</b>
<b>Centre bolt and spring plate (back)</b> ... ..	1	<b>BU5</b>
Nut ... ..	2	<b>BU6</b>
Spring washer ... ..	1	<b>BU7</b>
<b>Spring plate (front)</b> ... ..	1	<b>BU8</b>
Friction discs (back and front) ... ..	2	<b>BU9</b>
Friction disc (centre) ... ..	1	<b>BU10</b>
<b>Side connecting links with bushes</b> ... ..	2	<b>BU11</b>
Bushes (wood) ... ..	4	<b>BU35</b>
Fibre washers ... ..	8	<b>BU12</b>
<b>Side link bolts (lower)</b> ... ..	2	<b>BU13</b>
Key washer (plain) ... ..	2	<b>BU14</b>
Belleville washer (bent) ... ..	2	<b>BU15</b>
Nut (front) ... ..	2	<b>BU16</b>
Split pin ... ..	2	<b>BU17</b>
Nut (rear) ... ..	2	<b>BU18</b>
Split pin ... ..	2	<b>BU19</b>
<b>Side link bolts (upper) with peg</b> ... ..	2	<b>BU20</b>
Nut ... ..	2	<b>BU21</b>
Split pins ... ..	2	<b>BU22</b>
<b>Rear shock absorber arm</b> ... ..	2 prs.	<b>BU23</b>
Bolt (front end) ... ..	2	<b>BU24</b>
Nut ... ..	4	<b>BU25</b>
Spring washer ... ..	2	<b>BU26</b>
<b>Spring</b> ... ..	2	<b>BU27</b>
Spring cup (inner) ... ..	2	<b>BU28</b>
Spring cup (outer) ... ..	2	<b>BU29</b>
Spring plate ... ..	2	<b>BU30</b>
<b>Friction discs</b> ... ..	4	<b>BU9</b>
<b>Rear connecting link with bushes</b> ... ..	2	<b>BU11</b>
Bushes (wood) ... ..	4	<b>BU35</b>
Fibre washers ... ..	8	<b>BU12</b>
Rear link bolt (lower) with peg ... ..	2	<b>BU20</b>
Key washer (plain) ... ..	2	<b>BU14</b>
Belleville washer (bent) ... ..	2	<b>BU15</b>
Nut ... ..	2	<b>BU31</b>
Spring washer ... ..	2	<b>BU32</b>

When ordering parts quote your car number.  
Items shown in italics are not used on current models.

## SHOCK ABSORBERS







### ROAD WHEELS

DESCRIPTION	Number per Car	Reference Number
Road wheel (for balloon tyre, 26in. x 3½ in.) ..	5	<b>BS14</b>
Road wheel (for balloon tyre, 26in. x 3¼ in.) ..	5	<b>BS8</b>
Road wheel (for high pressure, 26in. x 3in.) ..	5	<b>BS7</b>
Nuts ..	15	<b>BS6</b>
Nipples ..	180	<b>BS5</b>
<b>Spokes (measure with care from inside of bend, see illustration—</b>		
6¾ in. long (for balloon type wheel similar to BS8) ..	90	<b>BS9</b>
6¼ in. long (for balloon type wheels BS8 and BS14) ..	90	<b>BS12</b>
7¼ in. long (for "Brookland's" type wheel) ..	90	<b>BS11</b>
8¾ in. long (for normal pressure type wheel, BS7, and balloon type wheel BS14) ..	90	<b>BS4</b>
8¼ in. long (for balloon type wheel, similar to BS8) ..	90	<b>BS10</b>
9¼ in. long (for balloon type wheel BS8) ..	90	<b>BS13</b>
9¼ in. long (for normal pressure type wheel BS7) ..	90	<b>BS3</b>

When ordering parts quote your car number.  
Items shown in italics are not used on current models.

